

2014



EXTRUDED PROFILES AND SHAPES

EXTRUDED PROFILE & SHAPES

Pgs. 28-73



ANGLE MOULDINGS		DIVIDER MOULDINGS		TEE MOULDINGS	
Aluminum Even Angle	64-65	Aluminum	57	Flexible Poly Embossed Leatherette	31
Aluminum Uneven Angle	65	Cap & Corner (Stainless Steel)	57	Flexible Polyethylene (Colors).....	30-31
Plastic Clear Right Angle	62	Clear Plastic	55	Flexible Polyethylene (Woodgrains).....	30-31
Plastic Color Angle w/Adhesive	62	Color Plastic	54	Lazy Susan (Flexible White).....	35
Plastic Color Right Angle	63	DUST SEAL/WEATHERSEAL w/ADH	67, 287, 355	Lipped	35
Plastic Color Uneven Angle	63	EDGEBANDING		No Notch Aluminum.....	37
Plastic Flexible Uneven Angle	63	PVC, Polyester & Real Wood	40	Real Aluminum	37
Plastic Metallic Angle w/Adhesive	62	Metal Like	40	Straight Edge Metallic.....	36
BASEBOARD MOULDINGS (Vinyl)	73	Rehau (Assorted)	42-43	TOOLS	
BUMPER MOULDINGS		EDGEBANDING TOOLS		Arbors & Bearings	38
Bumper Guard Staple.....	72	Clipper	39	Edge Trimmer (Tee Moulding).....	39
Flat Face.....	33	Edge Trimmer	39	Flush Trimmer (Tee Moulding).....	38
Flexible Flat w/Adhesive.....	72	End Trimmer	39	Hand Held Air Hammer.....	38
Glossy Specialty Angle.....	35	Hand Held Edgbanding Applicator.....	38	Notchers	38
Glossy.....	35	Manual Edge Bander	39	Quick Drive Nailer.....	38
Industrial Bumper Guard, Peel & Stick	72	Multipurpose Cutter	39	Replacement Parts	38
Polyurethane	33	FILLERS		Tee Moulding Blades	38
Standard	34	Aluminum.....	36	TRIMS	
Waterfall	33	HINGES (Plastic)		Aluminum	
CAP & CORNER DIVIDER MOULDINGS		Flat.....	70	Rounded	60
Stainless Steel.....	57	Panel	70	Rounded Edge.....	60
CAP & DIVIDER MOULDINGS (Sets).....	54	Tee	70	Plastic	
CAP MOULDINGS		JOINER MOULDINGS (Clear Plastic)	55	Flat	44
Aluminum.....	56	MOULDING ACCESSORIES		Half Round.....	44
Clear Plastic	55	Double Black Spline	35	TUBES, RODS, BARS & SQUARES	
Color Plastic	53	OVERLAP FACE NOSINGS (Aluminum)	60	Aluminum.....	68
Metallic Plastic.....	53	PANEL CLIPS (Aluminum)	61	Clear Acrylic.....	69
Stainless Steel.....	57	PANEL/GLASS RETAINERS.....	71	U-CHANNEL MOULDINGS	
CARPET/FLOOR MOULDINGS	73	SHAPES (Clear Acrylic)-Assorted.....	69	Aluminum.....	50-51
CHAIR EDGE GUARD.....	72	SHOWCASE MOULDINGS (Aluminum)	60	Clear	45
CORNER CHANNEL MOULDINGS		SLIDING DOOR TRACK		Colors	46-47
Aluminum.....	58	Aluminum.....	67, 355	Flexible	48
Outside (Aluminum).....	58	Plastic	66, 356	Mirror (Stainless Steel).....	52
Plastic (90° & 60°)	59	Plastic Miracle I & II	66, 356	No Bow Shelf (Aluminum)	51
COVE MOULDINGS		TABLE EDGE GUARD BEADING	72	Nyla-Glide™	49
Aluminum.....	62	TAPES (Pre-Glued Iron On)	41	Plastic Metallic	52
Stainless Steel.....	62	TEE MOULDINGS		Polyethylene	49
CUSTOM EXTRUSIONS		2-Tone Designer	36	WOOD VENEER SHEETS	
Aluminum.....	28-29	Double Spline	35	10 Mil Paper Backing.....	41
Plastic	28-29	Flexible Metallic	32	Wood Over Wood	41
				Z-Clip.....	61

SEE PAGES 1007-1023 FOR A - Z INDEX

Extrusions

At A Glance

We stock a wide variety of plastic, aluminum, stainless steel and solid brass extrusions

Products

Plastic Extrusions:

We work with the most advanced color labs and production facilities in the world and can duplicate or create plastic extrusions in almost any shape, color, tint, tone, transparency or translucency. For custom plastic extrusions, minimum production runs and color matching fees will apply.

We also offer plastic extrusions in a broad range of available plastics that are not listed. Please contact us for further information.

Material	Properties
ABS <i>(Acrylonitrile Butadiene Styrene)</i>	Rigid material. Good scuff resistance. Good for low temperature performance. Good for color matching. Good chemical resistance.
Acrylic	Rigid, clear material with high clarity. Good weather resistance. Can be modified for extra strength.
Butyrate <i>(Cellulose Acetate Butyrate)</i>	Semi-rigid, clear material with excellent clarity and high gloss. Good for color matching. Can be modified for good weatherability.
Flexible PVC <i>(Polyvinyl Chloride)</i>	Flexible material. Good abrasion resistance. Self healing with good weatherability. Good for color matching. Available in finishes from matte to high gloss.
Low Density Polyethylene <i>(LLDPE, LDPE)</i>	Flexible material. Tough. Good for low temperature performance. Good for color matching. Semi-gloss finish.
PETG <i>(Polyethylene Terephthalate Glycol)</i>	Rigid, clear material with high clarity. Good impact strength.
Styrene (HIPS)	Rigid, clear material. Cost effective. Good for color matching. Can be foamed.
Rigid PVC <i>(Polyvinyl Chloride)</i>	Rigid material. Available in clear or colors. High impact strength. Good abrasion and chemical resistance. Self extinguishing.
Polypropylene	Semi-rigid material. High strength. Good for low temperature performance. Good for color matching. Available in FDA approved grades. Great for use in hinges.
TPE (Thermo Plastic Elastomers)	Very flexible material. Available only in colors. Good performance in a wide range of temperatures.
Polycarbonate	Rigid, clear material with very high clarity. Lightweight with excellent strength. Good for color matching.
Polyurethane	Flexible to semi-rigid material. Available in clear and colors. Good abrasion and chemical resistance. Can be foamed.
Nylon	Rigid material. Excellent wear and abrasion resistance. Good performance in a wide range of temperatures.
Styrolux <i>(Styrene Butadiene Block Copolymers)</i>	Semi-rigid, clear material with excellent clarity and high gloss. Cost effective. Good impact resistance.

Aluminum Extrusions:

We offer aluminum extrusions in a wide variety of stocked and custom anodized and powder coated finishes in almost any color along with wood grain, marble and faux finishes.


Material	Properties
Aluminum	6063 T5 provides good extrudability with a high quality finish and offers some corrosion resistant properties.
Stainless Steel	430 grade is magnetic. Added chromium provides corrosion resistant properties.

In House Engineering & Custom Tool Design

With our in house tooling capabilities and exceptional network of affiliated production partners, we have the largest library of profile tooling available in the industry, enabling us to provide you with profile extrusions without the high cost and delay of having to fabricate new tooling.

Our in house engineers and affiliated production partners can assist you with the design and production of cost effective custom profile extrusions up to 12" in width or larger, manufactured to the most exacting tolerances in your choice of materials.

Please contact us for further information.



Color/Finish Matching

Depending on the properties of the material chosen, we can custom color match all of the plastic and aluminum extrusions that we offer by your simply sending us a sample color swatch, chip or item to be matched.

Cutting

We offer a variety of cutting options for our plastic and semi-rigid and rigid aluminum extrusions.

Standard Cut:

Standard Cuts are utilized to reduce freight costs by cutting extrusions to specific sized lengths that can be shipped via UPS or FedEx.

- *Low tolerance Standard Cuts are cut to specified sized lengths of 6'x6', 8'x4' or 4'x4'x4' with a (+/- 1") tolerance for UPS or FedEx Ground shipments*
- *No more than 2 cuts per length*
- *Costs vary by quantity and material*
- *Restocking fees apply to all returned items with the exception of errors on our part*

Non-Standard Cut:

Non-Standard Cuts are required when cutting extrusions to specific sized lengths that do not conform to the cut sizes listed in Standard Cuts (For example, a 12' length may be cut to 79" if desired with the customer receiving the balance of the cut length).

- *Low tolerance Non-Standard Cuts are cut to specific sized lengths with a (+/- 1") tolerance*
- *No more than 1 cut per length*
- *Cuts must be made in full inch increments*
- *Costs vary by quantity and material*
- *Cut lengths may or may not meet UPS or FedEx shipping requirements*
- *No returns allowed with the exception of errors on our part*

High Tolerance Secondary Cut

High Tolerance Secondary Cuts are suited for immediate jobsite use when cutting extrusions to specific sized lengths & tighter tolerances.

(For example, a 12' length may be cut to 17-1/4", 69-5/16" & 56-1/8" as required).

- *High Tolerance Secondary Cuts are cut to specific sized lengths with a specified (+/- 1/32" to 1/8") tolerance*
- *Cuts can be made in any quantity per length to different specified sizes*
- *Costs and tolerances will vary by product, material and quantity of cuts*
- *No returns allowed with the exception of errors on our part*

In Line Cut

In Line Cuts are utilized for extrusions that are custom extruded with the highest tolerances to your specified lengths, and are most cost effective for those requiring minimum production quantities of 5000' or more.

- *Providing that the minimum production quantity is met, In Line Cut extrusions can be extruded to any length with a plus side tolerance at no additional cost*
- *Costs and tolerances will vary by profile and material, and will need to be quoted on a per order basis*
- *No returns allowed with the exception of errors on our part*

Secondary Application of Tape

Whereby many stocked plastic extrusions are available with rubber based, foam or adhesive tape, if required, we can apply adhesive tape either supplied by the customer or us to small quantities of selected extrusions not manufactured with adhesive tape.


- *Costs will vary by product, material and quantity, and will need to be quoted on a per order basis*
- *No returns allowed with the exception of errors on our part*

Bagging, Pack Out & Kitting

We can bag, pack out and kit specific items to your requirements in poly bags or boxes together with your extrusion order (Which may include your literature, instructions or other customer provided or purchased products). Costs will vary and will need to be quoted on a per order basis.

Drop Shipping

We can drop ship on your behalf to single or multiple locations either with or without our name or address (Blind Shipping) to meet your requirements. Quoted on a per order basis.



FLEXIBLE POLYETHYLENE TEE MOULDING

Lengths: 250 Ft. Coils *Sample Chains Available - Please Inquire*
 Use S1 or S7 Slotter *unless otherwise noted*



- | | | | | | | | |
|------------------|-------------------|-------------|-------------------|-----------------|-----------------------|----------------|---------------------|
| *770 Almond | *742 Angola Brown | *288 Beige | *260 Black | *131 Blue | *386 Bronze ▲ | *113 Green | *632 Opti Gray◆ |
| *175 Putty Gray | *324 Red | *363 Silver | *243 Storm Gray ◆ | *315 Brown | *248 Chamois Yellow ◆ | *125 Dove Gray | *236 Fresca Green ◆ |
| *212 Folkstone ◆ | *253 Gold ▲ | *579 Tan | *709 Tan | *614 Toy Blue ◆ | *601 White | *895 Yellow | |

Stock Colors Available

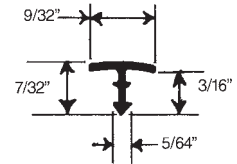
◆ Available in 5/8", 3/4" & 13/16" widths only
 ▲ 5000 ft. minimum apply

Woodgrains Available

- | | |
|---------------------------|-------------------|
| *817P American Nat. Maple | *866P Natural Oak |
| *809P Boston Cherry | *747P Teak |
| *423 Oak | |

Cherry is available in 3/4", 13/16" & 1-1/4" only

**NOTE: We can supply other colors
 - Minimums apply - please inquire**

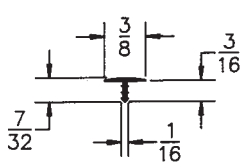


Fits 9/32"

Uses
S065
Slotter

PART

- | | |
|-------------|-------|
| 105-656-260 | BLACK |
| 105-656-315 | BROWN |
| 105-656-601 | WHITE |

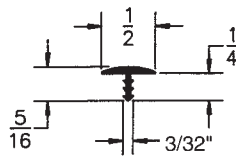


Fits 3/8"

Uses
S065
Slotter

PART

- | | |
|-----------|---------|
| 105-318-* | COLOR ▲ |
|-----------|---------|

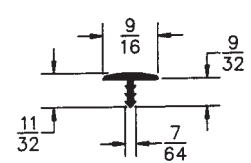


Fits 1/2"

Uses
S065
Slotter

PART

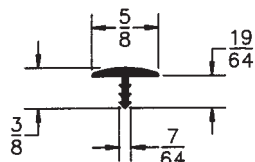
- | | |
|-----------|-------------------------|
| 105-667-* | BK & WH
COLOR
W/G |
|-----------|-------------------------|



Fits 9/16"

PART

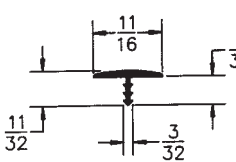
- | | |
|-----------|--------------|
| 105-668-* | COLOR
W/G |
|-----------|--------------|



Fits 5/8"

PART

- | | |
|-----------|-------------------------|
| 105-662-* | BK & WH
COLOR
W/G |
|-----------|-------------------------|

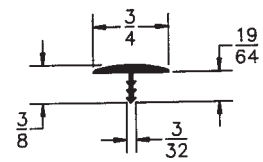


Fits 11/16"

Uses
S065
Slotter

PART

- | | |
|-----------|-------------------------|
| 105-677-* | BK & WH
COLOR
W/G |
|-----------|-------------------------|

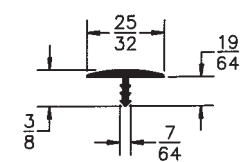


Fits 3/4"

Uses
S065
Slotter

PART

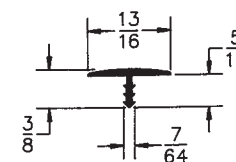
- | | |
|-----------|-------------------------|
| 105-670-* | BK & WH
COLOR
W/G |
|-----------|-------------------------|



Fits 25/32"

PART

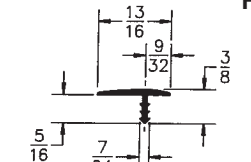
- | | |
|------------|----------------|
| 105-2532-* | COLOR ▲
W/G |
|------------|----------------|



Fits 13/16"

PART

- | | |
|-----------|---------------------------|
| 105-658-* | BK & WH
COLOR ◆
W/G |
|-----------|---------------------------|

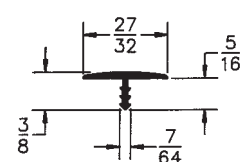


Fits 13/16"

Offset

PART

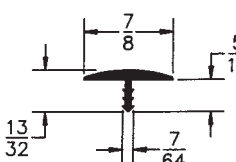
- | | |
|-----------|---------|
| 105-659-* | COLOR ▲ |
|-----------|---------|



Fits 27/32"

PART

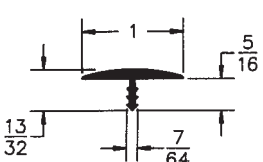
- | | |
|------------|----------------|
| 105-2732-* | COLOR ▲
W/G |
|------------|----------------|



Fits 7/8"

PART

- | | |
|-----------|--------------|
| 105-650-* | COLOR
W/G |
|-----------|--------------|



Fits 1"

PART

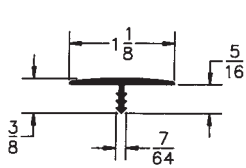
- | | |
|-----------|--------------|
| 105-651-* | COLOR
W/G |
|-----------|--------------|



SEE PAGE 38 FOR TEE MOULDING TOOLS & BLADES

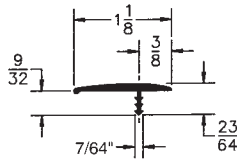
FLEXIBLE POLYETHYLENE TEE MOULDING

Lengths: 250 Ft. Coils *Sample Chains Available - Please Inquire*
Use S1 or S7 Slotter *unless otherwise noted*



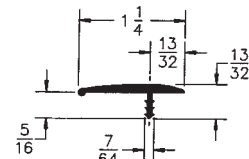
Fits 1-1/8"

PART #
105-563-* **COLOR**
W/G



Fits 1-1/8"
Offset

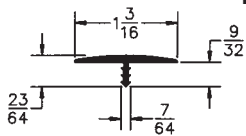
PART #
105-564-* **COLOR**



Fits 1-1/4"
Offset
w/Bead

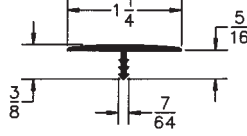
(#747P Teak is non stock - 5000 foot minimum)

PART #
105-544-* **COLOR**
W/G



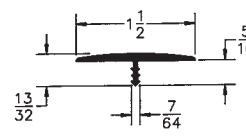
Fits 1-3/16"

PART #
105-1316-* **COLOR** ▲



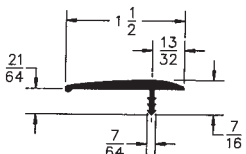
Fits 1-1/4"

PART #
105-543-* **BK & WH**
COLOR
W/G



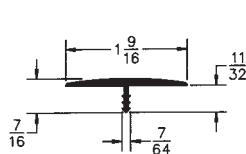
Fits 1-1/2"

PART #
105-672-* **COLOR**
W/G



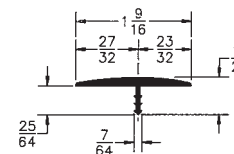
Fits 1-1/2"
Offset

PART #
105-673-* **COLOR**
W/G



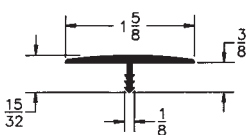
Fits 1-9/16"

PART #
105-1916-260 BLACK
105-1916-315 BROWN
105-1916-601 WHITE



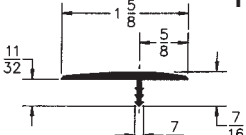
Fits 1-9/16"
Offset

PART #
105-1917-260 BLACK
105-1917-315 BROWN
105-1917-601 WHITE



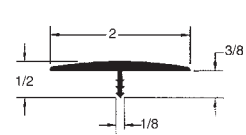
Fits 1-5/8"

PART #
105-1058-260 BLACK
105-1058-315 BROWN
105-1058-601 WHITE



Fits 1-5/8"
Offset

PART #
105-1059-260 BLACK
105-1059-315 BROWN
105-1059-601 WHITE



Fits 2"

Uses
S2 or S8
Slotter

PART #
105-2000-260 BLACK
105-2000-601 WHITE

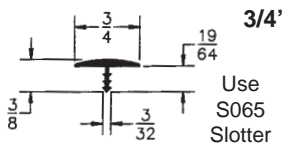
FLEXIBLE EMBOSSED LEATHERETTE POLYETHYLENE TEE MOULDING

Lengths: 250 Ft. Coils • Use S1 or S7 Slotter

Colors Available

NEW 243 Storm Gray 260 Black
unless otherwise noted

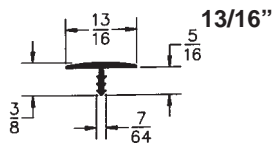
NOTE: We can supply other colors, minimums may apply. Please inquire



3/4"

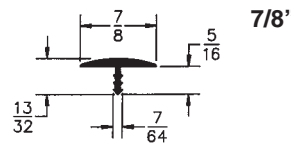
Use
S065
Slotter

PART #
108-679-260
108-679-243



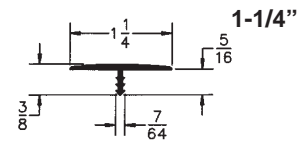
13/16"

PART #
108-658-260
108-658-243



7/8"

PART #
108-650-260



1-1/4"

PART #
108-543-260



SEE PAGE 38 FOR TEE MOULDING TOOLS & BLADES


FLEXIBLE METALLIC TEE MOULDING

Streamlining Wrap Around Metallic Shell

Lengths: 250 Ft. Coils
Material: PVC Core • Use S1 or S7 Slotter

Finishes Available

*POL/B - Polished Brass *POL/C - Polished Chrome *S/S - Stainless Steel
*BRU/B - Brushed Brass *BRU/C - Brushed Chrome
unless otherwise noted



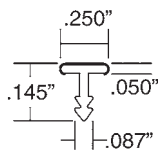
This flexible TEE MOULDING is manufactured from a soft, pliable vinyl which conforms to the contours of any product design with the highly flexible, bright finish surface and underside, it easily turns tight inside and outside corner radius.

<p>1/2"</p> <p>PART # 2487-POL/* 2487-BRU/*</p>	<p>5/8"</p> <p>PART # 2488-POL/* 2488-BRU/*</p>	<p>11/16"</p> <p>PART # 2489-POL/* 2489-BRU/*</p>	<p>3/4"</p> <p>PART # 2490-POL/* 2490-BRU/* 2490-S/S</p>
<p>13/16"</p> <p>PART # 2491-POL/* 2491-BRU/* 2491-S/S</p>	<p>1"</p> <p>PART # 2492-POL/* 2492-BRU/* 2492-S/S</p>	<p>1-1/4"</p> <p>PART # 2493-POL/* 2493-BRU/* 2493-S/S</p> <p>100 Ft. Coils</p>	<p>1-1/2"</p> <p>PART # 2494-POL/* 2494-BRU/*</p> <p>100 Ft. Coils</p>

Material: PVC/Film

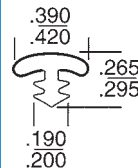
Finishes Available

*POL/B - Polished Brass *POL/C - Polished Chrome



1/4"
S065 Slotter
500 Ft. Coils - Semi-Rigid

PART #
5187-*



7/16"
S4 or S10 Slotter
12 Ft. Lengths

PART #
2311-*

CARBIDE TIPPED TEE MOULDING BLADES

2 Wing Blade



PART#	NO. OF WINGS	SLOT THICKNESS
S055	2	.055"
S065	2	.065"
S1	2	.075"
S2	2	.080"
S3	2	3/32"
S4	2	1/8"
S5	2	3/16"
S6	2	1/4"

4 Wing Blade



PART#	NO. OF WINGS	SLOT THICKNESS
S7	4	.075"
S8	4	.080"
S9	4	3/32"
S10	4	1/8"
S11	4	3/16"
S12	4	1/4"
S13	4	.065"

Arbor A1/B1

A1 Arbor w/Locknut & B1 Bearing w/Washer



5/16" Bore
1/4" Shank
1/2" Cut

Complete Set

2 Wing w/Arbor & Bearing

4 Wing w/Arbor & Bearing

PART#	NO. OF WINGS	SLOT THICKNESS
SJ-055	2	.055"
SJ-065	2	.065"
SJ-1	2	.075"
SJ-2	2	.080"
SJ-3	2	3/32"
SJ-4	2	1/8"
SJ-5	2	3/16"
SJ-6	2	1/4"



PART#	NO. OF WINGS	SLOT THICKNESS
SJ-7	4	.075"
SJ-8	4	.080"
SJ-9	4	3/32"
SJ-10	4	1/8"
SJ-11	4	3/16"
SJ-12	4	1/4"
SJ-13	4	.065"

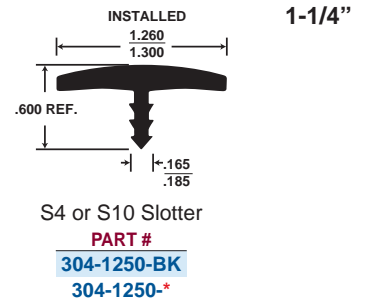
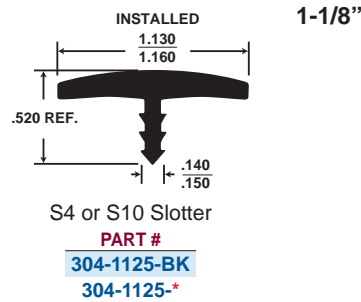
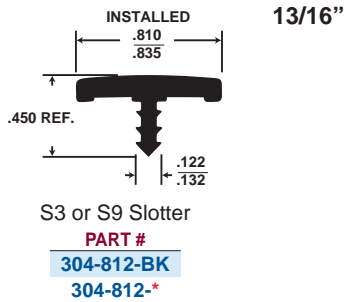
FLAT FACE BUMPER MOULDING



Lengths: 250 Ft. Coils
Material: PVC

Colors Available

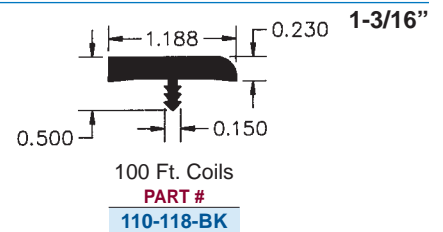
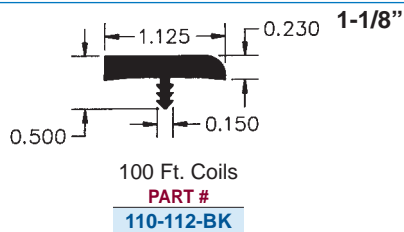
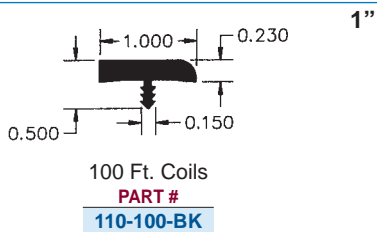
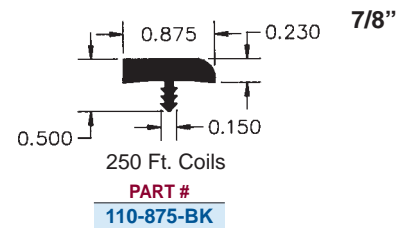
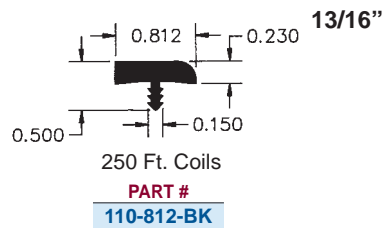
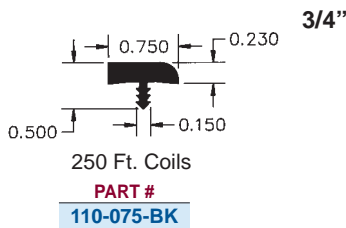

*WH - White *BK - Black *DG - Dove Gray *BR - Brown *AL - Almond
Custom Colors Available - Please Inquire



BLACK WATERFALL BUMPER MOULDING

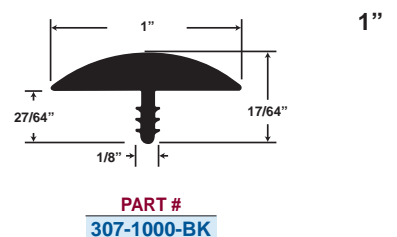
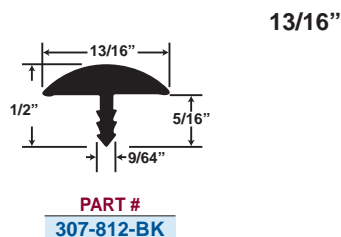
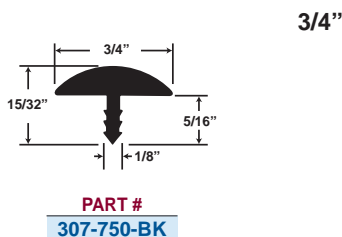
Material: Matte PVC • Use S4 or S10 Slotter
6 Millimeter • Color Thru and Thru

Unique design allows you to trim from the bottom while keeping the contoured edge on top




BLACK POLY BUMPER MOULDING

Lengths: 100 Ft. Coils • Material: Polyethylene • Use S3 or S9 Slotter



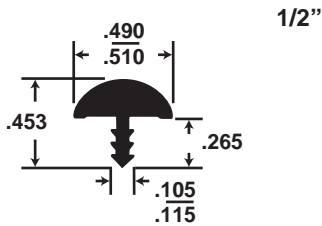
STANDARD BUMPER MOULDING



Lengths: 250 Ft. Coils - UPS Shippable/Self Healing
Material: PVC

Colors Available

*WH - White *BK - Black *BR - Brown *DG - Dove Gray
*AL - Almond *RD - Red *SIL - Silver *SG - Slate Gray
unless otherwise noted



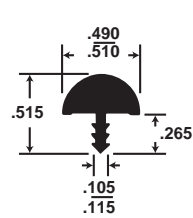
1/2"

S1 or S7 Slotter

PART #

303-576-BK
303-576-*

Brown available - 5000 ft. minimum

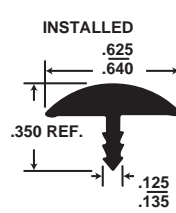


1/2"

S1 or S7 Slotter

PART #

303-575-BK
303-575-*

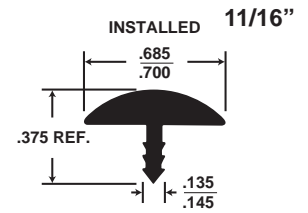


5/8"

S2 or S8 Slotter

PART #

303-625-BK
303-625-*

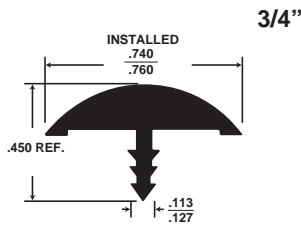


11/16"

S2 or S8 Slotter

PART #

303-687-BK
303-687-*

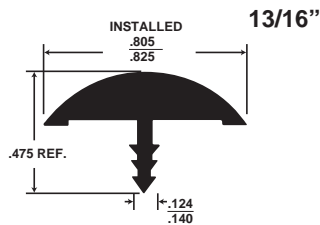


3/4"

S2 or S8 Slotter

PART #

303-750-BK
303-750-*

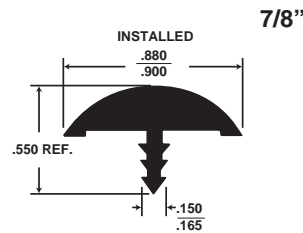


13/16"

S3 or S9 Slotter

PART #

303-812-BK
303-812-*
303-812-SIL

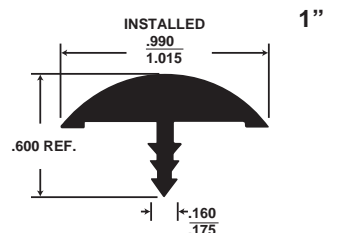


7/8"

S4 or S10 Slotter

PART #

303-875-BK
303-875-*



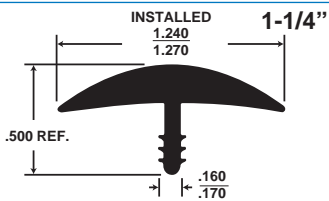
1"

S4 or S10 Slotter

PART #

303-1000-BK
303-1000-*
303-1000-SIL

Slate Grey available - 5000 ft. minimum

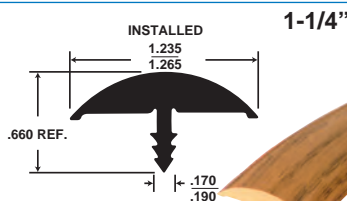


1-1/4"

S4 or S10 Slotter

PART #

303-1250-BK
303-1250-*



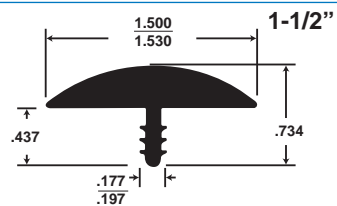
1-1/4"

WOOD GRAIN

S4 or S10 Slotter-100 Ft. Coils

PART #

303-1250-OK

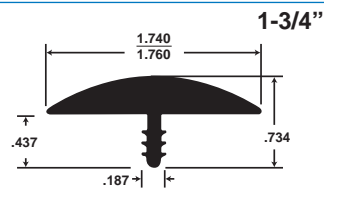


1-1/2"

S4 or S10 Slotter-100 Ft. Coils

PART #

303-1500-BK
303-1500-*



1-3/4"

S4 or S10 Slotter-100 Ft. Coils

PART #

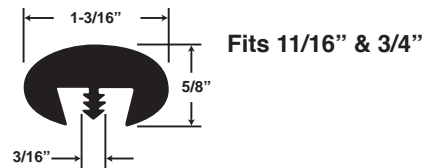
303-1750-BK
303-1750-*

GLOSSY BUMPER MOULDING

Lengths: 50 Ft. Coils
 Material: PVC • Use S4 or S10 Slotter • High Profile Design • Minimum 5" Radius

Colors Available

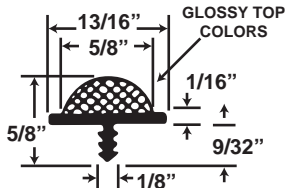
*BK - Black *DG - Dove Gray *AL - Almond *YW - Yellow *RD - Red



PART #
PROPOR3019DRT



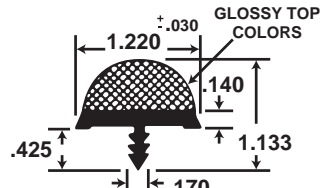
Material: PVC/Dual Durometer • Use S4 or S10 Slotter • Black
 High Profile Design • Can Make 4"-5" Radius



PART #
302-812-BK/BK



250 Ft. Coil
 S3/S9 Slotter



PART #
302-1250-BK/BK



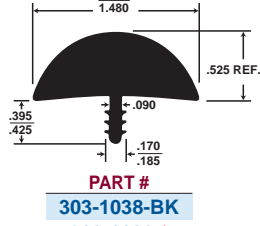
50 Ft. Coil
 S4/S10 Slotter

Lengths: 50 Ft. Coils
 Material: PVC • Use S4 or S10 Slotter

Colors Available



PART #
303-1032-BK
303-1032-*

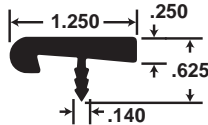


PART #
303-1038-BK
303-1038-*

GLOSSY SPECIALTY ANGLE BUMPER MOULDING

Lengths: 125 Ft. Coils
 Material: Vinyl PVC • Use S4 or S10 Slotter
Colors Available

*BK - Black *WH - White *BR - Brown



PART #
310-1000-*

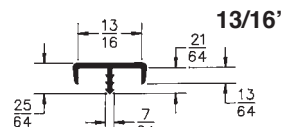
For 7/8" Board



LIPPED TEE MOULDING

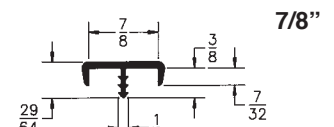
Lengths: 250 Ft. Coils
 Material: Polyethylene
Colors Available

260 - Black 601 - White



S1 or S7 Slotter

PART #
521-812-260
521-812-601

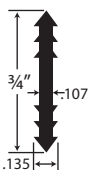


S2 or S8 Slotter

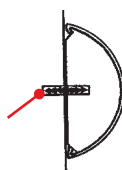
PART #
521-875-260
521-875-601

DOUBLE BLACK SPINE

Lengths: 6 Ft.
 Material: Styrene
 Use S4 or S10 Slotter
 Use when attaching mouldings to routed surfaces



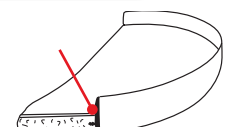
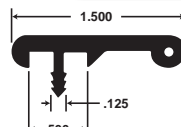
PART #
R106-684-BK



FLEXIBLE WHITE LAZY SUSAN MOULDING

Lengths: 100 Ft. Rolls
 Material: PVC
 Use S3 or S9 Slotter

PART #
308-1254-WH



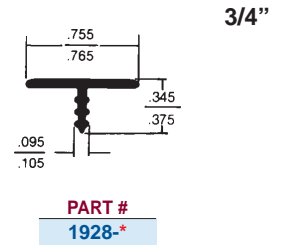
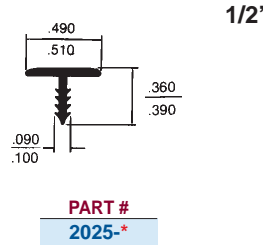
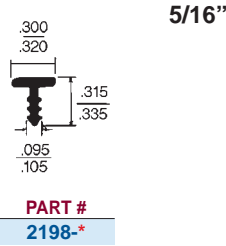
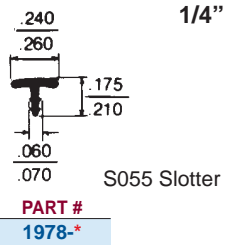
STRAIGHT EDGE METALLIC TEE MOULDING

Lengths: 12 Ft.

Material: ABS/Mylar - Rigid/Protective Cover • Use S1 or S7 Slotter
 Absolutely Wave and Distortion Free • Available From Stock

Finishes Available

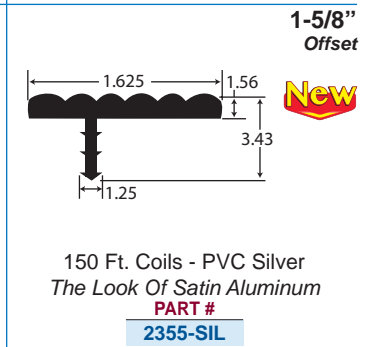
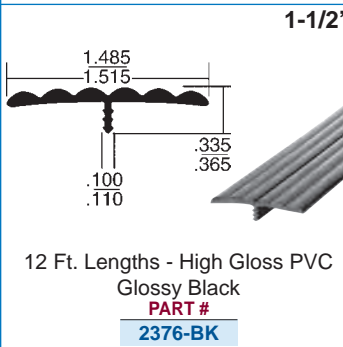
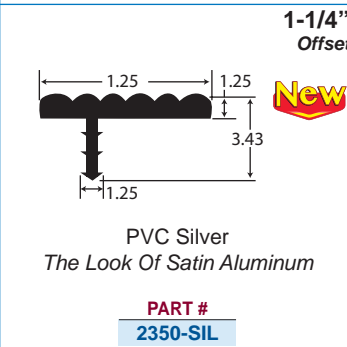
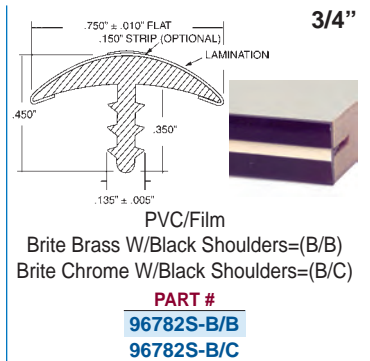
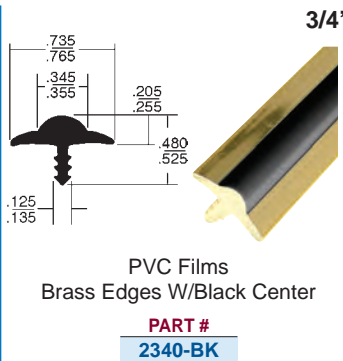


*POL/B - Polished Brass *POL/C - Polished Chrome



2-TONE DESIGNER TEE MOULDING

Lengths: 250 Ft. Coils • Use S2 or S8 Slotter

unless otherwise noted



ALUMINUM FILLERS

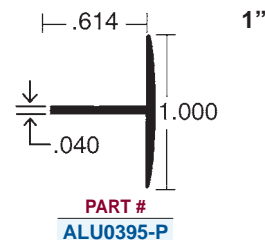
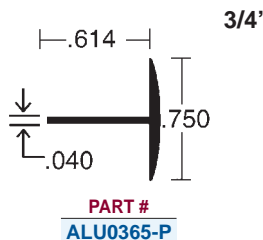
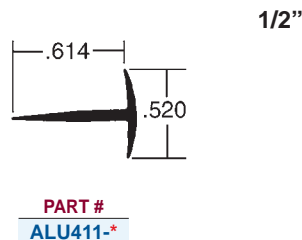
Lengths: 12 Ft.

Finishes Available

*M - Mill - Dull Finish: As Extruded - May or May Not Have "Scratches"/Die Lines

*P - Polished - Shiny/Mirror Finish

*S - Satin/Clear Anodized - Dull, Matte Finish



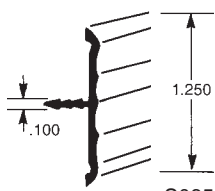
"NO NOTCH" ALUMINUM TEE MOULDING

Lengths: 12 Ft. • Rippled Face • 4" Maximum Radius

Finishes Available

*M - Mill - Dull Finish: As Extruded - May or May Not Have "Scratches"/Die Lines

*S - Satin/Clear Anodized - Dull, Matte Finish



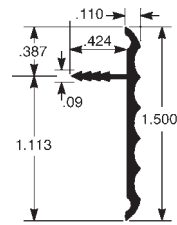
1-1/4"
Center
Barb

S065 or S13 Slotter

PART #

A305-RF40N-*

*New technology allows you to shape
and form a variety of designs*




1-1/2"
Off-set
Barb

S055 Slotter

PART #

A305-RF48-*

REAL ALUMINUM TEE MOULDING



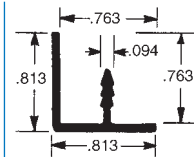
Lengths: 12 Ft.

Finishes Available

*M - Mill - Dull Finish: As Extruded - May or May Not Have "Scratches"/Die Lines

*P - Polished - Shiny/Mirror Finish

*S - Satin/Clear Anodized - Dull, Matte Finish



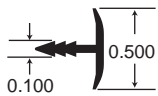
13/16"

S055 Slotter

PART #

ALU369T-S

New

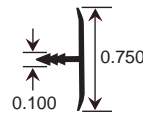


S065 or S13 Slotter

PART #

ALU1027-*

1/2"

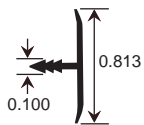


S065 or S13 Slotter

PART #

ALU1028-*

3/4"

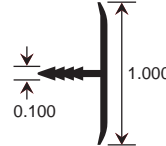


S065 or S13 Slotter

PART #

ALU1029P-*

13/16"

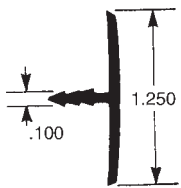


S065 or S13 Slotter

PART #

ALU1957-*

1"

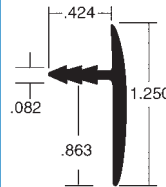


S065 or S13 Slotter

PART #

ALU568P-*

1-1/4"

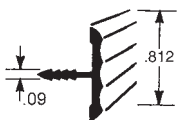


S055 Slotter

PART #

ALU968POS-*

1-1/4"

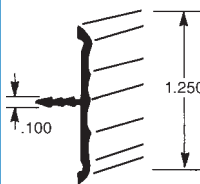


Rippled Face
S055 Slotter

PART #

ALU1029-*

13/16"

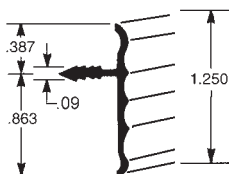


Rippled Face
S065 or S13 Slotter

PART #

ALU968N-*

1-1/4"

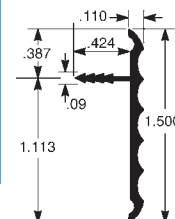


Rippled Face
S055 Slotter

PART #

ALU9680-*

1-1/4"



Rippled Face
S065 or S13 Slotter

PART #

ALU7777-*

1-1/2"

PNEUMATIC TOOLS



HAND HELD AIR HAMMERS

- OVER 1000 BLOWS PER MINUTE.
- NO SWINGING.
- Can be used anywhere the smallest hand can reach. Replaces wide variety of cumbersome hammers and mallets. No skilled personnel.
- CONTROL. A single hammer blow or excess of 1000 blows per minute. Adjustable from slightest hammer tap to heavy impact blows.
- VERSATILE. Easily interchangeable hammer tips of super soft hard plastic, steel and aluminum.
- PALM SIZE-LIGHTWEIGHT-SAFE.



LEATHER TOOL GLOVE

FOR AH15 OR
AH25 HAMMER
AS-706



DANAIR HAND HELD HAMMER

AH15 (Supplied w/standard blue tip)

IMPORTED HAND HELD HAMMER

AH25 (Supplied w/standard blue tip)



HAMMER TIP

T-15SS (Super Soft Plastic) Red
T-15S (Soft Plastic) Blue
T-15M (Medium Plastic) Black
T-15H (Hard Plastic) Yellow
T-15AL (Aluminum)
T-15ST (Steel)

AS-OK-15 REPAIR KIT

INCLUDES:
1 - ALL-O-RINGS
1 - AS-ORL-O-RINGS LUBE
1 - 163 BUMPER

REPLACEMENT PARTS

PART #	DESCRIPTION
T-15SS	Hammer Tip
T-15S	Hammer Tip
T-15M	Hammer Tip
T-15H	Hammer Tip
T-15AL	Hammer Tip
T-15ST	Hammer Tip
159	Stem
4-212	"O" Ring
163	Bumper
3-127	"O" Ring
158	Valve
3-114	"O" Ring
4-218	"O" Ring
157	Cap
2-031	"O" Ring
161	Exhaust Seat
162	Plug
156	Housing

QUICK DRIVE NAILER

AUTOMATICALLY HAMMERS COMMON NAILS INTO WORK PLACE. IDEAL FOR TIGHT CORNERS.

- Operating pressure - 80-125 PSI.
- Air consumption - 2-4 CFM.
- Drives 3d through 12" spikes with proper guide selection.
- Maximum nail head diameter - 27/64"
- Penny size: 8-20 • Triggerless/safe. • Weight: 2.5 lbs.



RN16-30M
(With Magnetic Tip)

NOTCHING TOOLS

The most important "quarter inch" in mitering is that small portion of the barb which is removed by the notching tool. This special "V" cut enables the moulding to negotiate small radii and sharp corners for a clean, smooth installation.


PART#	DESCRIPTION	PUNCH THICKNESS
P900R	Vinyl Tee Moulding Notcher - cuts 1/4" radius	0.156"
1870A	Replacement Blade	-
P900A	Aluminum & Vinyl Notcher with 1/16" opening	0.050"
1840A	Replacement Blade (A-Notch)	-
P900V	Channel and Angle Notcher with 3/32" opening	0.090"
848A	Replacement Blade	-



TEE MOULDING TOOLS

EDGE TRIMMER 101

THE-QUALITY HSS BLADE (3mm thick, 18% tungsten) has two cutting edges and, therefore, operates both forwards and backwards and effortlessly cuts off all projecting lippings neatly and completely flush-when the additional jaws are used with a chamfer of 30° or 45°. The chamfer is adjustable according to the spacing between the additional jaws. Supplied with a built-in blade and additional jaws 45° mounted, a pair of additional jaws 30° and on fence for plane parallel cutting--the latter for PVC and veneer edges.



With fence for veneer edge & PVC lippings

With additional jaws 45° or 30° for plastic lippings

101-TRIMMER 101XTRA-BLADE (X-Blade)

FLUSH TRIMMER

This all metal hand tool features a precise high carbon steel cutting blade that trims excess material from the edge of the T-molding face, creating a smooth flush table or counter surface. The unique circular blade can be rotated to expose a new sharp cutting surface. This feature eliminates the need for frequent sharpening. Heavy cast aluminum housing with ball bearing roller guides facilitates easy operation.



992006-000-0000 992007-000-0000 (X-Blade)

CARBINE TIPPED TEE MOULDING BLADES

2 Wing Blade



PART#	NO. OF WINGS	SLOT THICKNESS
S055	2	.055"
S065	2	.065"
S1	2	.075"
S2	2	.080"
S3	2	3/32"
S4	2	1/8"
S5	2	3/16"
S6	2	1/4"

Complete Set

2 Wing w/Arbor & Bearing

PART#	NO. OF WINGS	SLOT THICKNESS
SJ-055	2	.055"
SJ-065	2	.065"
SJ-1	2	.075"
SJ-2	2	.080"
SJ-3	2	3/32"
SJ-4	2	1/8"
SJ-5	2	3/16"
SJ-6	2	1/4"

4 Wing Blade



PART#	NO. OF WINGS	SLOT THICKNESS
S7	4	.075"
S8	4	.080"
S9	4	3/32"
S10	4	1/8"
S11	4	3/16"
S12	4	1/4"
S13	4	.065"

4 Wing w/Arbor & Bearing



PART#	NO. OF WINGS	SLOT THICKNESS
SJ-7	4	.075"
SJ-8	4	.080"
SJ-9	4	3/32"
SJ-10	4	1/8"
SJ-11	4	3/16"
SJ-12	4	1/4"
SJ-13	4	.065"

Arbor

A1/B1...Complete Set

A1 Arbor w/Locknut & B1 Bearing w/Washer

• 5/16" Bore • 1/4" Shank • 1/2" Cut



EDGEBANDING TOOLS

HAND HELD EDGEBANDING APPLICATOR

The H40 Edgemate Applicator is hand held and perfect for smaller jobs. It has an adjustable thermostat - from 250° - 450°. Heating element is also available.



H40

1 MANUAL EDGE BANDER




For banding pre-glued edges on PVC, polyester, melamine and veneer. It can band both straight and shaped work pieces. Through special design of an adjustable clamp high precision work and reliability are ensured. Guillotine knife for end trimming and roll-holder included as standard equipment.

EBS-980.

EBS-980-XBLADE
(Replacement Blade)

SPECIFICATIONS:

- Double Insulation
- Max. Banding Width - 50mm
- Temperature - 300°C (570°F) to 525°C (1000°F)
- Air Delivery - 400/min.
- Input Power - 115/230 V, 50-60 Hz.
- Weight - 2,7 Kgs



Manual Edgebender, End Trimmer & Edge Trimmer

3 EDGE TRIMMER

Double edge trimmer. Cuts both sides simultaneously, finishing operations. For edges up to 40mm. For larger edges it can be used as two independent edge trimmers. Top quality long life blades which are easy to replace once worn.



EBS-930

EBS-930-RB
(Replacement Blade)

2 END TRIMMER

Manual end trimmer. It allows a perfect, clean and high quality cut on all the corners of the board. No other finishing operations are needed. Equipped with double sided blades.

EBS-210

EBS-210-RB
(Replacement Blade)



Indispensable Tools
For A Perfect
Edgbanding &
Finishing
Of Pre-glued Edges.

Special Savings
Buy All 3 Tools
For One Price
Part # **EBS-SET**

MULTIPURPOSE CUTTER

WITH 5 INTERCHANGEABLE ANVILS IN A CONVENIENT STORAGE CASE

CT-2000



MITER ANVIL
For mitering at multiple angles.



SINGLE RADIUS ANVIL
For 1" dia. material.



For 90° angles.



FLAT ANVIL
For straight and flat cuts.



DOUBLE RADIUS ANVIL
For 5/8" and 3/4" dia. material.

REPLACEMENT PARTS AVAILABLE:



- Heavy duty forged steel blade for extra tough materials.
- Ergonomic handle for comfortable use.
- Lightweight diecast aluminum anvils.



BLADE
CT-BLD




RIGHT ANGLE ANVIL
CT-RAA



SINGLE RADIUS ANVIL
CT-SRA



DOUBLE RADIUS ANVIL
CT-DRA



MITER ANVIL
CT-MA



FLAT ANVIL
CT-FA

CL46 CLIPPER



DELIVERS QUICK CLEAN CUTS

Plastic Tubing - Rubber
- Weather Stripping
Rope - Twine - Leather
- Plants/Shrubs - Crafts
- Wood Trim - Carpeting
- Linoleum - Auto Trim
- Auto Belts & Hoses -
Nylon and much more!

- Replacement stainless steel blades (previously carbon)
- New convenient blade storage in the handle blade tray slips into handle for storage of extra blades.
- Now available in 2 sizes: 2-1/2" & 3-7/8".
- New replacement kit contains 3 stainless steel blades and 1 anvil: complete with storage tray.

CL46-25...2-1/2" Clipper

CL46...3-7/8" Clipper

Replacement Kits: **CL46-25RK**
CL46RK

PEEL & STICK EDGEBOARDING



PRODUCT FEATURES:

- Just peel and stick it
- Bond increases in strength with time
- 50', 250', & 600 foot rolls
- 3/4" & 15/16 widths, .020 thickness
- Custom colors available for 1 roll minimum

■ Metallic Finishes are 500 Ft. Rolls

PVC (Solids, Woodgrains and Metallics)

*WH White	(*PO) Pickled Oak	*AM American Maple	*PBR Polished Brass	*AC Autumn Cherry	Red Mahogany	
*AW Antique White	(*SD) Rosewood Oak	*NC Natural Cherry	*BCHR Brushed Chrome	*FC Fuji Cherry	*DM Dark Red Mahogany	
*AL Almond	(*MD) Medium Oak	*PW Presidential Walnut	*PCHR Polished Chrome	Unfinished (Real Wood)		
*BK Black	(*LO) Light Oak	*IW Imperial Walnut	*SC Select Cherry	*RO Red Oak	(*MP) Maple	*WA Walnut
*DG Fog Gray	(*HM) Hardrock Maple	*MW Mahogany on Walnut	*MC Medium Cherry	*WO White Oak	(*CH) Cherry	
*LG Folkstone Gray	(*MM) Manitoba Maple	*KP Knotty Pine	*BC Bourbon Cherry	Pre-finished (Real Wood)		
*NO Natural Oak	(*WM) White Washed Maple	*BE Beech	*GC Golden Cherry	*FRO Red Oak	*FMP Maple	*FB Birch
*GO Golden Oak	(*LM) Light Maple	*MDF Finished MDF	*DC Dark Cherry	*FWO White Oak	*FCH Cherry	*FWA Walnut
*RN Renaissance Oak	(*CM) Clear Maple	*BR Brushed Brass	*HT Heritage Cherry	<i>For more Unfinished and Pre-finished colors, please inquire</i>		

POLYESTER / REAL WOOD VENEER EDGEBOARDING



PEEL & STICK POLYESTER EDGE BANDING IN COLOR

Stocked Colors Available

- *WH - White *BK - Black
*AL - Almond

PART #	WIDTH
PE-500*	1/2"
PE-625*	5/8"
PE-750*	3/4"
PE-812*	13/16"
PE-1000*	1"
PE-1500*	1-1/2"

Lengths: 250 Ft. Coils



- Works With Most Foam Board Edges

PEEL & STICK REAL WOOD VENEER EDGE BANDING

Stocked Colors Available

- *RO - Red Oak *WO - White Oak
*WB - White Birch

PART #	WIDTH
VE-500*	1/2"
VE-625*	5/8"
VE-750*	3/4"
VE-812*	13/16"
VE-1000*	1"
VE-1500*	1-1/2"



- Butt Joint
- Pre-Sanded
- Stainable

Other Species Available Please inquire 5000 ft. min

METAL LIKE TRIMS

Peel & Stick Finishes Available

- *POL/B - Polished Brass *POL/C - Polished Chrome *BRU/B - Brushed Brass *BRU/C - Brushed Chrome *BK - Black

DESIGNED FOR ALL TRIM APPLICATIONS

- MATERIAL: Deposits of metallized plastic with a durable lacquered finish, laminated to a THERMOPLASTIC BACKER
- PROTECTIVE COVER
- Can be sawed, cut or routed without delamination
- CLEAN, FINISHED EDGES WITHOUT FILING
- Scratch resistant

Matching 4' x 8' sheets are available Please inquire.

Additional Colors/Finishes & Widths are available - please call with your inquiry

250 FT. COIL NTP TRIM
(With Adhesive) .024 Thickness

PART #	SIZE
NTP-25*	1/4"
NTP-50*	1/2"
NTP-75*	3/4"
NTP-875*	7/8"
NTP1516*	15/16"
NTP-1*	1"
NTP-1-25*	1-1/4"
NTP-1-50*	1-1/2"
NTP-2*	2"
NTP-3*	3"
NTP-6*	6"
NTP-24*	24"- 50 FT. COIL

500 FT. COIL NTP TRIM
(Primed/No Adhesive) .020 Thickness

PART #	SIZE
ET-50*	1/2"
ET-75*	3/4"
ET-875*	7/8"
ET-1*	1"
ET-1-25*	1-1/4"
ET-1-50*	1-1/2"
ET-2*	2"
ET-3*	3"
ET-6*	6"
ET-24*	24" - 50 FT. COIL

■ NOTE: ET TRIMS ARE PRIMED FOR USE WITH AUTOMATIC EDGEBOARDING EXCEPT GLOSS BLACK



PROTECTIVE COVER
WITH OR WITHOUT SELF-ADHESIVE BACKING

PRE-GLUED IRON ON TAPES

Colors Available

*WH - Frost White *BK - Black *AL - Almond

PART #	SIZE
IOC625*	5/8"
IOC687*	11/16"
IOC750*	3/4"
IOC812*	13/16"
IOC875*	7/8"
IOC100*	1"
IOC1125*	1-1/8"
IOC1250*	1-1/4"
IOC150*	1-1/2"



Read Wood Veneer Available

*RD - Red Oak *WO - White Oak *WB - White Birch *CH - Cherry

PART #	SIZE
IOV625*	5/8"
IOV687*	11/16"
IOV750*	3/4"
IOV812*	13/16"
IOV875*	7/8"
IOV100*	1"
IOV1125*	1-1/8"
IOV1250*	1-1/4"
IOV150*	1-1/2"

STANDARD WOOD VENEER EDGING

7/8" Fleece Backed Tape • 500 Ft. Coils

PART #	WOOD SPECIES
CT875CH	Cherry
CT875HM	Honduras Mahogany
CT875MP	Maple
CT875RO	Red Oak
CT875WAL	Walnut
CT875WA	White Ash
CT875WB	White Birch
CT875WO	White Oak

- Non Adhesive Fleece Tape or Pre-Glued Iron On Tape
- Finger Jointed, Continuous Rolls
- Fine Sanded
- Stainable

NOTE: OTHER SIZES AND WOOD SPECIES ARE AVAILABLE. PLEASE INQUIRE FOR DETAILS ON YOUR REQUIREMENTS.



13/16" Pre Glued Tape • 250 Ft. Rolls

PART #	WOOD SPECIES
CT812CH	Cherry
CT812HM	Honduras Mahogany
CT812MP	Maple
CT812RO	Red Oak
CT812WAL	Walnut
CT812WA	White Ash
CT812WB	White Birch
CT812WO	White Oak

WOOD VENEER SHEETS

10 MIL PAPER BACKING

- 1/42" Thick Genuine Wood Veneer • Book Matched • Sanded & Tenderized
- Veneer Is Permanently Bonded Under Heat And Pressure To The Paper Backing.

2 Ft. x 8 Ft. Sheets • with Peel & Stick Adhesive

PART #	WOOD SPECIES	TYPE OF CUT
CV28CH	Cherry	Flat
CV28MP	Maple	Flat
CV28RO	Red Oak	Flat
CV28WB	White Birch	Rotary

4 Ft. x 8 Ft. Sheets • No Adhesive

PART #	WOOD SPECIES	TYPE OF CUT
CV48CH	Cherry	Flat
CV48RO	Red Oak	Flat
CV48WAL	Walnut	Flat
CV48WB	White Birch	Rotary



NOTE: OTHER WOOD SPECIES AND CUTS ARE AVAILABLE - PLEASE INQUIRE.

These Products Are Book Matched



OPTIONAL GLUE SHEET AVAILABLE:
2 Ft. High Roll x Any Amount Of Running Feet

PART #
GLUE-SHT

WOOD OVER WOOD

- 2 Ft. Or 4 Ft. X 8 Ft. Sheets • .035 Thickness • No Bubbling
- No Ridging • No Phenolic Or Foil Backer Lines
- Flexibility • 100% Surface Sanded • With Or Without Adhesive
- (Must order 2' x 8' sheet in multiples of 2)

Wood over wood laminate is composed of two wood veneer faces permanently bonded with the grain of the face running perpendicular to the grain of the back. The result is a dimensionally stable product which minimizes the wood veneer's tendency to expand and contract across the grain.

NOTE: OTHER WOOD SPECIES AND CUTS ARE AVAILABLE - PLEASE INQUIRE.



■ 2 Ft. x 8 Ft. Sheets • No Adhesive

PART #	WOOD SPECIES	TYPE OF CUT
WOW28HM	Honduras Mahogany	Flat

■ 2 Ft. x 8 Ft. Sheets • with Peel & Stick Adhesive

PART #	WOOD SPECIES	TYPE OF CUT
WOW28A-CH	Cherry	Flat

4 Ft. x 8 Ft. Sheets • No Adhesive

PART #	WOOD SPECIES	TYPE OF CUT
WOW48MP	Maple	Flat

4 Ft. x 8 Ft. Sheets • with Peel & Stick Adhesive

PART #	WOOD SPECIES	TYPE OF CUT
WOW48A-CH	Cherry	Flat

OTHER SIZES AND BACKERS ARE AVAILABLE.
SOME MINIMUMS DO APPLY. PLEASE INQUIRE.

REHAU EDGEBANDING

INTRODUCING A COMPLETE LINE OF REHAU EDGEBANDING We Can Match Virtually Any Laminate Color! FOR AUTOMATIC EDGE BANDERS

Thin Edgeband

AVAILABLE WIDTH SIZES: 5/8", 3/4", 7/8", 15/16" & 1-5/16"
THICKNESS: .018 & .020 - 600 FT. COILS



This PVC edgebanding is ideal for thinner panels in a variety of sizes and colors.

PART#	SIZE	COLOR or WOODGRAIN	THICKNESS	COIL SIZE
PVC58-BLK	5/8"	Black	0.018"	600
PVC58-ALM	5/8"	Almond	0.018"	600
PVC75-FK	3/4"	Folkstone	0.018"	600
PVC75-WHT	3/4"	White	0.018"	600
PVC75-HRM	3/4"	Hard Rock Maple	0.018"	600
PVC875-BLK	7/8"	Black	0.018"	600
PVC875-ALM	7/8"	Almond	0.018"	600
PVC875-HRM	7/8"	Hard Rock Maple	0.018"	600
PVC1516-BLK	15/16"	Black	0.018"	600
PVC1516-AS	15/16"	Afternoon Showers	0.018"	600
PVC1516-FM	15/16"	Fusion Maple	0.018"	600
PVC1312-BLK	1-5/16"	Black	0.02"	600
PVC1312-FOG	1-5/16"	Fog	0.02"	600
PVC1312-AFRW	1-5/16"	African Walnut	0.02"	600

Spectraedge®

AVAILABLE WIDTH SIZES: 15/16" & 1-5/16"
THICKNESS: 1MM - 600 FT. COILS (Only Available 15/16" Width), 2MM & 3MM-300 FT. COILS



Comprised of durable impact resistant and rigid PVC. This edging is ideal for high traffic areas and has superior machinability for easier processing.

PART#	SIZE	COLOR or WOODGRAIN	THICKNESS	COIL SIZE
PVC1M-ALM	15/16"	Almond	1mm	600
PVC1M-BLK	15/16"	Black	1mm	600
PVC2M-ALM	15/16"	Almond	2mm	300
PVC2M-BLK	15/16"	Black	2mm	300
PVC13123M-ALM	1-5/16"	Almond	3mm	300
PVC13123M-BLK	1-5/16"	Black	3mm	300
PVC13123M-FM	1-5/16"	Fusion Maple	3mm	300

Flexedge®

AVAILABLE WIDTH SIZES: 15/16" & 1-5/16"
THICKNESS: 3MM - 300 FT. COILS



This is a durable impact resistant semi-rigid PVC edge band, handles a radius as small as 12MM without extra pressure or excess adhesive. The flexible 3MM material trims easily and is ideal for use with contour edgebanders.

PART#	SIZE	COLOR or WOODGRAIN	THICKNESS	COIL SIZE
PVC3MF-ALM	15/16"	Almond	3mm	300
PVC3MF-BLK	15/16"	Black	3mm	300
PVC13123MF-ALM	1-5/16"	Almond	3mm	300
PVC13123MF-BLK	1-5/16"	Black	3mm	300
PVC13123MF-CS	1-5/16"	Congo Spruce	3mm	300

REHAU EDGEBANDING

INTRODUCING A COMPLETE LINE OF REHAU EDGEBANDING *We Can Match Virtually Any Laminate Color!* FOR AUTOMATIC EDGE BANDERS

Eco Style™ ABS Edgeband

AVAILABLE WIDTH SIZES: 15/16" & 1-5/16"
THICKNESS: .018, .020 - 600 FT. COILS, 3MM - 300 FT. COILS




ABS is chlorine - free both in its manufacture and in the final product. Unlike PVC, ABS may be incinerated with general waste. Additionally, this thermo-plastic material is impact and temperature resistant, lighter in weight and highly heat resistant. Material is produced in our North American facility according to ISO 14001 environmental standards.

PART#	SIZE	COLOR or WOODGRAIN	THICKNESS	COIL SIZE
ABS1516-FOG	15/16"	Fog	0.018"	600
ABS1516-BLK	15/16"	Black	0.018"	600
ABS1516-GW	15/16"	Gunstock Walnut	0.018"	600
ABS1312-WHT	1-5/16"	White	0.02"	600
ABS1312-BLK	1-5/16"	Black	0.02"	600
ABS3MM-WHT	15/16"	White	3mm	300
ABS3MM-BLK	15/16"	Black	3mm	300
ABS13123-FK	1-5/16"	Folkstone	3mm	300
ABS13123-BLK	1-5/16"	Black	3mm	300

Visions™ Glass Like

AVAILABLE WIDTH SIZES: 23MM & 45MM
THICKNESS: 2MM - 328 FT. COILS




Glass is synonymous with clarity, light and openness, with visions™ edgeband achieves the unique appearance of real glass using lightweight, robust polymer. We create the illusion of depth by applying a decorative print to the underside of transparent Poly (Methyl Methacrylate PMMA) material. When this material is radiused or beveled, it diffuses light in the same way as real glass. By combining vision edgeband with matching boards or laminates, you can achieve the appearance of a real sheet of glass.

PART#	SIZE	COLOR	THICKNESS	COIL SIZE
VEB232M-IB	23mm	Ice Blue	2mm	328
VEB452-IB	45mm	Ice Blue	2mm	328

Magic™ Metallic

AVAILABLE WIDTH SIZES: 22MM, 28MM & 43MM
THICKNESS: 1.5MM - 492 FT. COILS



Using various combination of genuine aluminum edgeband and polymers, Magic™ Metallic edgeband achieves the look and feel of metal banding without its processing drawbacks. The magic collection, offered in aluminum and stainless steel finishes, includes metallic surface, translucent and magic creativo™, a twin level solid or printed surface with metallic overlay.

PART#	SIZE	COLOR	THICKNESS	COIL SIZE
MM2215	22mm	Magic Metallic Aluminum Finish	1.5mm	492
MM2815	28mm	Magic Metallic Aluminum Finish	1.5mm	492
MM4315	43mm	Magic Metallic Aluminum Finish	1.5mm	492

DECORATIVE TRIMS

Half Round Trim

Material: PVC/Film - w/Foam Tape

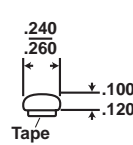

Finishes Available

*POL/B - Polished Brass *POL/C - Polished Chrome

unless otherwise noted

Cut Program Available

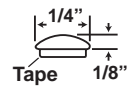
SEE PAGE 29 FOR DETAILS



1/4"

PVC/Film
100 FT. Coils - Flexible

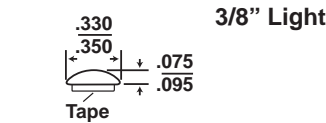
PART #
2301*



1/4"

Vinyl - 100 Ft. Coils
Only Available In Black (*BK),
Brite Brass (*B/B) &
Brite Chrome (*B/C)

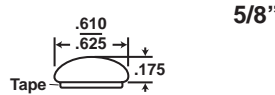
PART #
CFWW250*



3/8" Light

PVC/Film
12 Ft. & 100 FT. Coils - Flexible

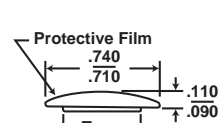
PART #
2004*



5/8"

PVC/Film - 100 & 500 Ft. Coils
Only Available in Brite Brass (*B/B)
& Brite Chrome (*B/C)

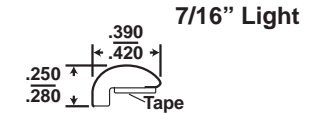
PART #
5185*



3/4"

PVC/Film - 250 Ft. Coils

PART #
2782*



7/16" Light

PVC/Film - 12 Ft. Lengths
Polished Brass Only

PART #
2018-POL/B

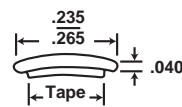

Flat Trim

Material: ABS/Film - w/Foam Tape

Finishes Available

*POL/B - Polished Brass *POL/C - Polished Chrome

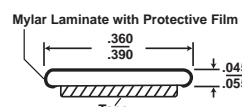
unless otherwise noted



1/4"

250 Ft. Coils

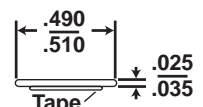
PART #
2525*



3/8"

100 & 500 Ft. Coils

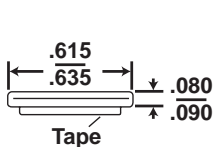
PART #
5082*



1/2"

100 Ft. Coils

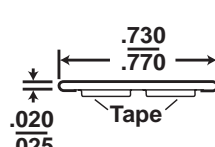
PART #
1857*



5/8"

12 Ft. Lengths

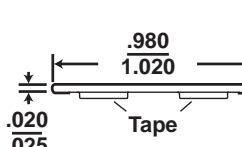
PART #
2179*



3/4"

100 Ft. Coils

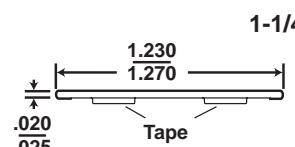
PART #
2426*



1"

100 Ft. Coils

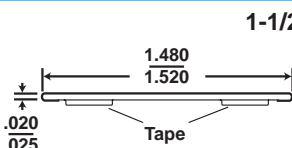
PART #
2427*



1-1/4"

100 Ft. Coils

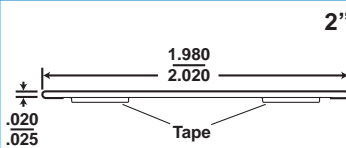
PART #
2428*



1-1/2"

100 Ft. Coils

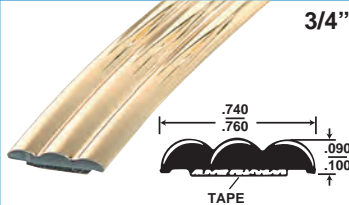
PART #
2429*



2"

100 Ft. Coils


PART #
2430*



3/4"

100 & 500 Ft. Coils - Brass Edges
All Polished Brass - All Polished Chrome
PVC/film

PART #
6107*



3/4"

12 Ft. Lengths

PART #
2190*

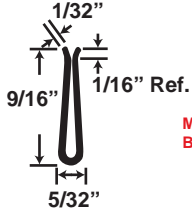
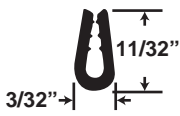
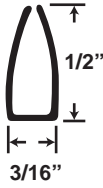
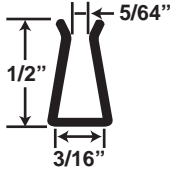
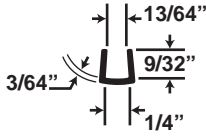
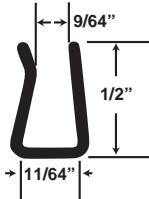
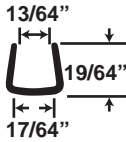
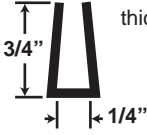
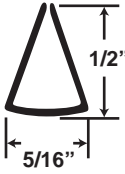
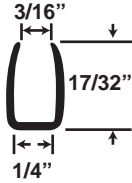
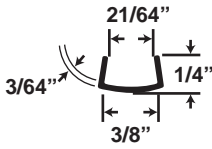
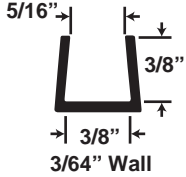
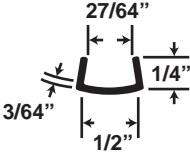
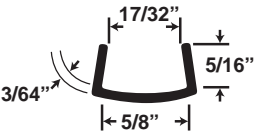
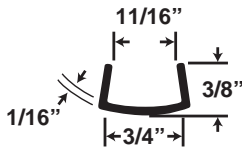
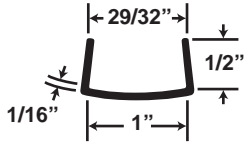


Multi Purpose
Cutter Available
CT-2000

CLEAR U-CHANNEL MOULDING

Cut Program Available
SEE PAGE 29 FOR DETAILS

Lengths: 12 Ft.
Material: PVC
unless otherwise noted

<p>Fits 1/16"</p>  <p>Material: Butyrate</p> <p>PART # 2128-CL</p>	<p>Fits 1/16"</p> <p>Gap adjustable</p>  <p>Material: Butyrate</p> <p>PART # 708-CL</p>	<p>Fits 1/8"</p>  <p>8 & 10 Ft. Lengths</p> <p>PART # 130-CL</p>	<p>Fits 3/16"</p>  <p>Material: Styrolux</p> <p>PART # 142F-CL</p>
<p>Fits 1/4"</p>  <p>PART # 141-CL</p>	<p>Fits 11/64"</p>  <p>PART # 1059-CL</p>	<p>Fits 1/4"</p>  <p>Material: Butyrate</p> <p>PART # 1830-CL</p>	<p>Fits 1/4"</p> <p>.060 wall thickness</p>  <p>Material: Butyrate 8 Ft. Lengths</p> <p>PART # P2743</p>
<p>Fits 1/4"</p>  <p>8 & 10 Ft. Lengths</p> <p>PART # 131-CL</p>	<p>Fits 1/4"</p>  <p>Material: Butyrate</p> <p>PART # 2014-CL</p>	<p>Fits 3/8"</p>  <p>PART # 383-CL</p>	<p>Fits 3/8"</p>  <p>3/64" Wall</p> <p>PART # 385-CL</p>
<p>Fits 1/2"</p>  <p>PART # 121-CL</p>	<p>Fits 5/8"</p>  <p>PART # 585-CL</p>	<p>Fits 3/4"</p>  <p>PART # 341-CL</p>	<p>Fits 1"</p>  <p>PART # 100-CL</p>

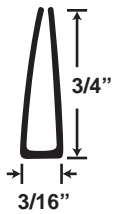
COLOR U-CHANNEL MOULDING

Lengths: 12 Ft.
Material: Styrene

Colors Available

*WH - White *BK - Black *BE - Beige *SIL - Silver
unless otherwise noted

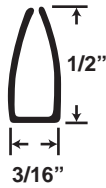
Fits Up To 1/8"



8 & 10 Ft.
Lengths

PART #
132-*

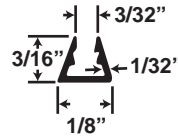
Fits Up To 1/8"



8 & 10 Ft.
Lengths

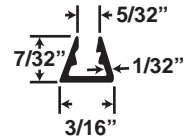
PART #
130-*

Fits 1/8"



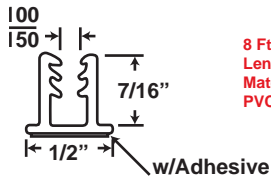
PART #
R104-581-*

Fits 3/16"



PART #
R104-582-*

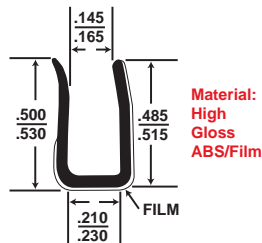
Fits 1/8"



8 Ft.
Lengths
Material:
PVC

PART #
106-4808-*

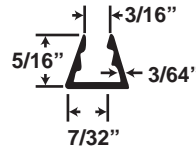
Fits 5/32"



Material:
High
Gloss
ABS/Film

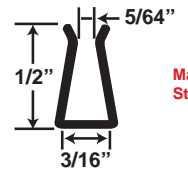
PART #
2326-*

Fits 7/32"



PART #
R104-744-*

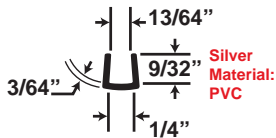
Fits 3/16"



Material:
Styrolux

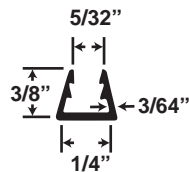
PART #
142F-*

Fits 1/4"



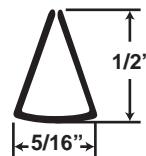
PART #
141-
141-SIL

Fits 1/4"



PART #
R104-588-*

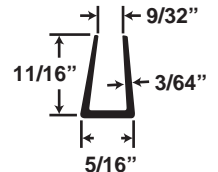
Fits Up To 1/4"



8 & 10 Ft.
Lengths

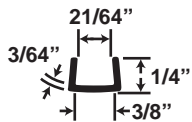
PART #
131-*

Fits 5/16"



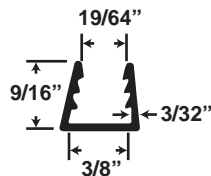
PART #
R104-4016-*

Fits 3/8"



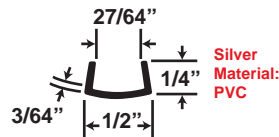
PART #
383-*

Fits 3/8"



PART #
R104-589-*

Fits 1/2"



Silver
Material:
PVC

PART #
121-
121-SIL

PROTOTYPE SAMPLES

We Are Happy To Provide Samples For Prototypes & Design Builds - Please Inquire.

COLOR U-CHANNEL MOULDING

Lengths: 12 Ft.

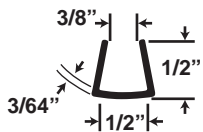
Material: Styrene

Colors Available

*WH - White *BK - Black *BE - Beige *SIL - Silver

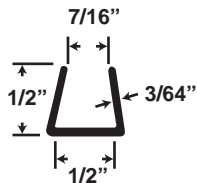
unless otherwise noted

Fits 1/2"



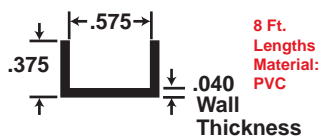
PART #
212-*

Fits 1/2"



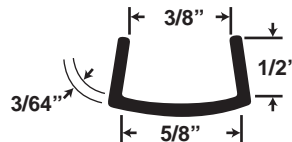
PART #
R104-683-*

Fits 9/16"



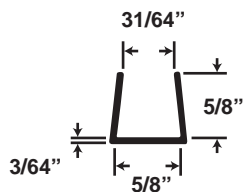
PART #
PLEC-*

Fits 5/8"



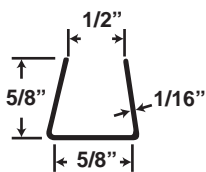
PART #
585-*

Fits 5/8"



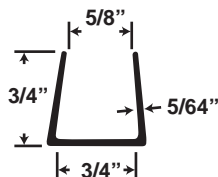
PART #
158-*

Fits 5/8"



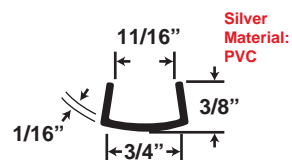
PART #
R104-554-*

Fits 3/4"



PART #
R104-569-BK

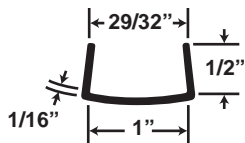
Fits 3/4"



PART #
341-*

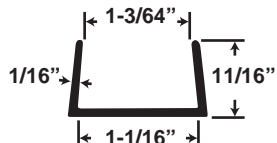
341-SIL

Fits 1"



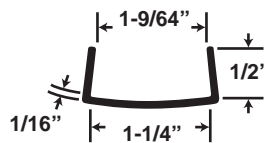
PART #
100-*

Fits 1-1/16"



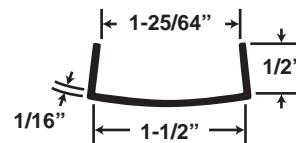
PART #
R104-5145-*

Fits 1-1/4"



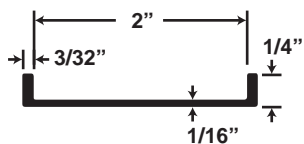
PART #
114-*

Fits 1-1/2"



PART #
112-*

Fits 2"




PART #
110-*

PROTOTYPE SAMPLES

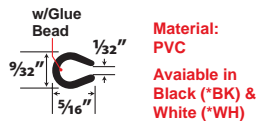
We Are Happy To Provide Samples For Prototypes & Design Builds - Please Inquire.

FLEXIBLE U-CHANNEL

Lengths: 250 Ft. Coils • Material: Dense Neoprene • Rubber Black
unless otherwise noted



Fits Up To 1/16"



PART #
1964-*

Fits 1/32"



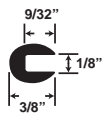
PART #
113-1001

Fits 1/16"



PART #
113-1002

Fits 1/8"



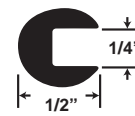
PART #
113-1003

Fits 3/16"



PART #
113-1004

Fits 1/4"



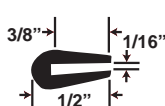
PART #
113-1005

Fits 1/32"



PART #
113-2000

Fits 1/16"



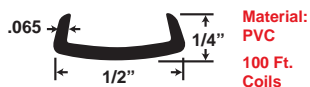
PART #
113-2010

Fits 1/8"



PART #
113-2020

Fits 1/2"



PART #
808-500-BK

Fits 5/8"



PART #
808-625-BK

Fits 3/4"



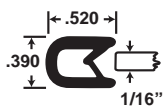
PART #
808-625-BK

Material: PVC w/Segmented Metal Core

Colors Available

WH - White BK - Black


Fits 1/8"



100 Ft. Coils

PART #
809-317-BK
809-317-WH

Fits 3/16"-1/4"



125 Ft. Coils

PART #
809-343-BK
809-343-WH

Fits 1/2"

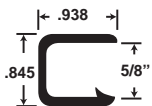


150 Ft. Coils

PART #
809-349-BK
809-349-WH

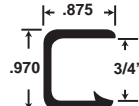
Lengths: 100 Ft. Coils • Material: Pvc With Segmented Metal Core • Black

Fits 5/8"



PART #
809-837-BK

Fits 3/4"



PART #
809-838-BK

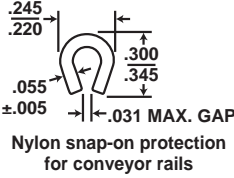
NYLA-GLIDE™ U-CHANNEL

Material: MDS Modified Nylon • Lengths: 100 Ft. Coils • Color: Dark Gray
unless otherwise noted

By adding Molybdenum Disulphide to Nylon 6, our profiles feature advanced mechanical and thermal properties over plain nylon including:

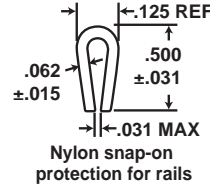
- **SUPERIOR HEAT RESISTANCE**...resist distortion to 300° with a maximum continuous use temperature of 250°
- **SUPERIOR WEAR RESISTANCE AND SURFACE LUBRICITY**...in many cases outwears metal and are not vulnerable to fretting & galvanic corrosion
- **SUPERIOR DIMENSIONAL STABILITY, STRENGTH AND RIGIDITY**...maintain better fit while having greater tensile and compression strength in use

Fits up to 1/16"



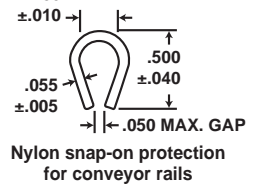
PART #
NG-0062

Fits 1/16"-1/8"



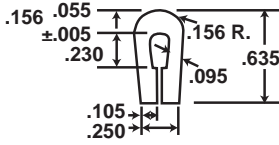
PART #
NG-0125

Fits 1/8"-1/4"



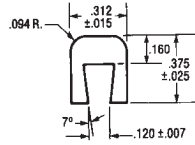
PART #
NG-0250

Fits 1/16"-3/32"



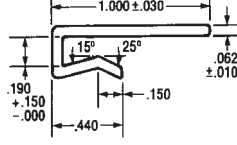
PART #
NG-0093

Fits 1/8"



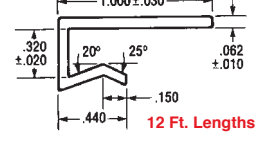
PART #
NG-0120

Fits 1/8"-3/16"



PART #
NG-0187

Fits 1/4"-5/16"

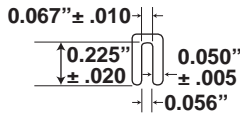


PART #
NG-0312



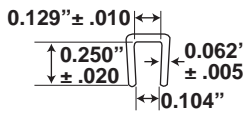
New Square Back

Fits 1/16"



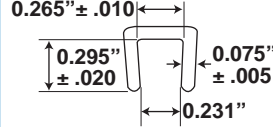
PART #
NG-0062SB

Fits 1/8"



PART #
NG-0125SB

Fits 1/4"




PART #
NG-0250SB

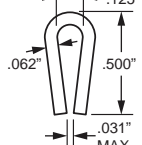
POLYETHYLENE U-CHANNEL



Lengths: 100 Ft. Coils • Color: Black

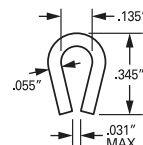


Fits 1/8"



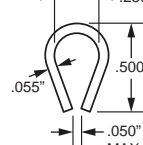
PART #
PE-0125L

Fits 1/8"



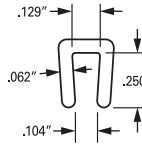
PART #
PE-0125

Fits 1/4"



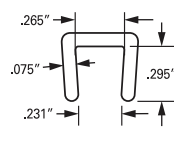
PART #
PE-0250

Fits 1/8"



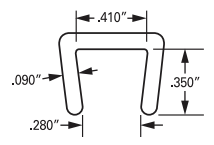
PART #
PE-0125SB

Fits 1/4"





PART #
PE-0250SB

Fits 3/8"





PART #
PE-0375SB

ALUMINUM CHANNEL MOULDING



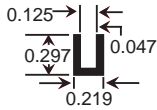
Lengths: 12 Ft.
Material: Aluminum
Finishes Available



- *M - Mill - Dull Finish: As Extruded - May or May Not Have "Scratches"/Die Lines
- *S - Satin/Clear Anodized - Dull, Matte Finish
- *BK - Black Powder Coated Finish **New**
- *ORB - Oil Rubbed Bronze Finish **New**

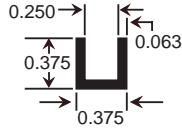
- *P - Polished - Shiny/Mirror Finish
 - *BS - Brushed Satin - Lightly Brushed (Shows Grain) Satin Finish
 - *WH - Glossy White Powder Coated Finish **New**
- Other Colors Available, Please Inquire. *Samples Are Available*

Fits 1/8"



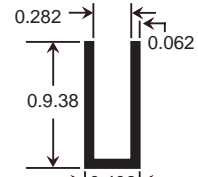
PART #
ALU757-*

Fits 1/4"



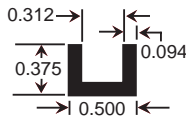
PART #
ALU257-*

Fits 9/32"



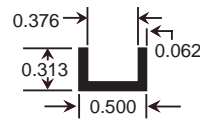
PART #
ALU1257-*

Fits 5/16"



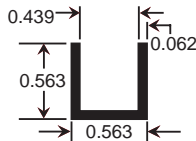
PART #
ALU148-*

Fits 3/8"



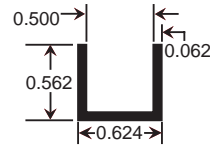
PART #
ALU57-*

Fits 7/16"



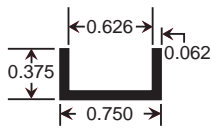
PART #
ALU547-*

Fits 1/2"



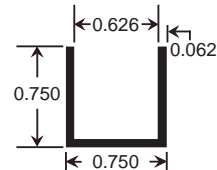
PART #
ALU847-*

Fits 5/8"



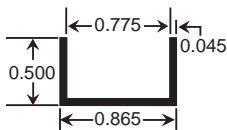
PART #
ALU347-*

New Fits 5/8"



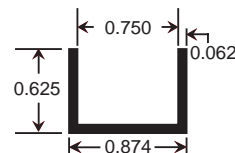
PART #
ALU570-*

Fits 3/4"



PART #
ALU447-*

New Fits 3/4"



PART #
ALU560-*

ALUMINUM CHANNEL MOULDING



Lengths: 12 Ft.
Material: Aluminum
Finishes Available



*M - Mill - Dull Finish: As Extruded - May or May Not Have "Scratches"/Die Lines

*S - Satin/Clear Anodized - Dull, Matte Finish

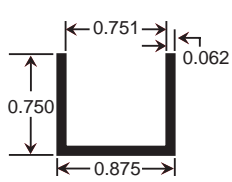
*BK - Black Powder Coated Finish **New**

Other Colors Available, Please Inquire. *Samples Are Available*

*P - Polished - Shiny/Mirror Finish

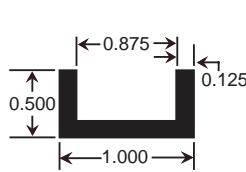
*BS - Brushed Satin - Lightly Brushed (Shows Grain) Satin Finish

*WH - Glossy White Powder Coated Finish **New**



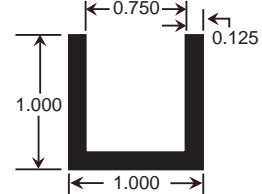
Fits 3/4"

PART #
ALU947-*



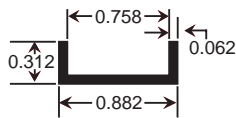
Fits 3/4"

PART #
ALU247-*



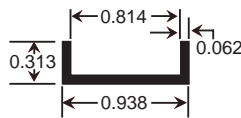
Fits 3/4"

PART #
ALU1041-S



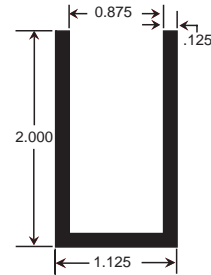
Fits 3/4"

PART #
ALU2161-S



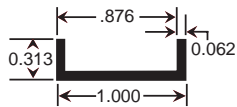
Fits 13/16"

PART #
ALU157C-*



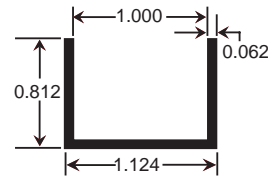
New Fits 7/8"

PART #
ALU565-*



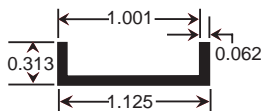
Fits 7/8"

PART #
ALU357-*



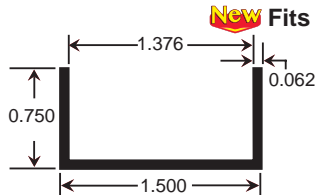
Fits 1"

PART #
ALU448-*




Fits 1"

PART #
ALU557-*



New Fits 1-3/8"

PART #
ALU578-*



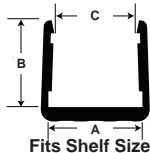
New Fits 1-7/8"

PART #
ALU575-*

ALUMINUM "NO BOW" SHELF CHANNEL

Lengths: 12 Ft. - For 1/2", 5/8" & 3/4" Shelves

*S - Clear Anodized - Dull, Matte Finish • *BK - Black - Powder Coated Finish • *WH - White - White Coated Finish



PART #	A	B	C
SHF-A500-*	45/64"	3/4"	1/2"
SHF-A625-*	27/32"	3/4"	5/8"
SHF-A750-*	15/16"	3/4"	3/4"

PLASTIC METALLIC CHANNEL Moulding

Lengths: 12 Ft.
Material: ABS/Mylar

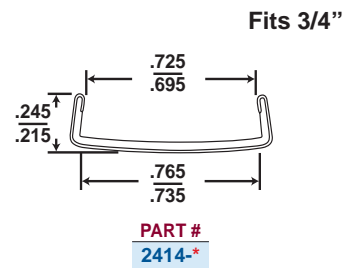
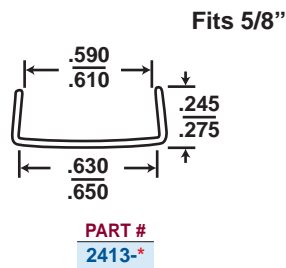
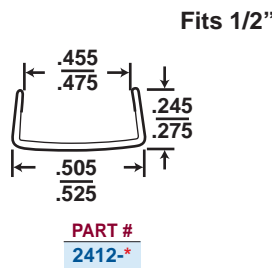
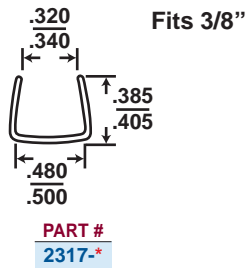
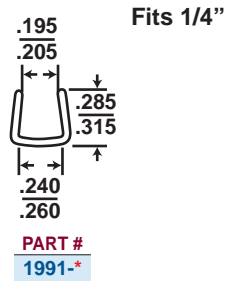
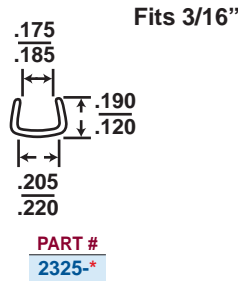
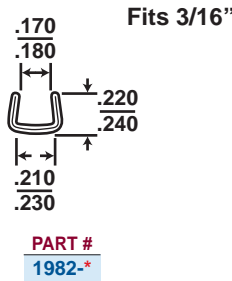
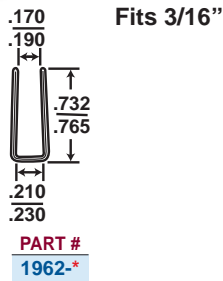
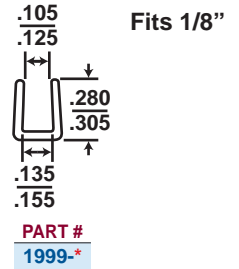
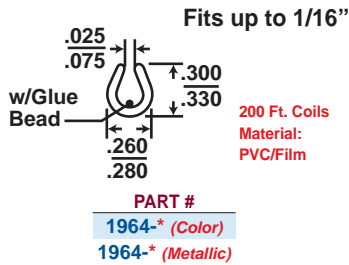

Finishes Available

- *POL/B - Polished Brass
- *POL/C - Polished Chrome
- *BK - Black
- *BRU/B - Brushed Brass
- *BRU/C - Brushed Chrome
- *WH - White
- *B/B (1964 only) - Brite Brass
- *B/C - Brite Chrome

unless otherwise noted

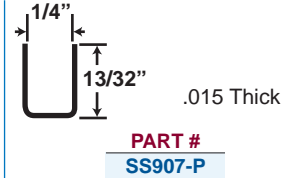
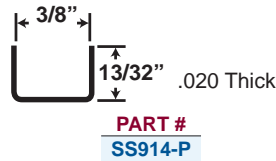
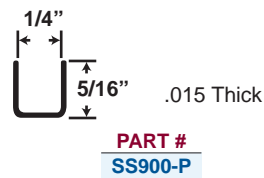
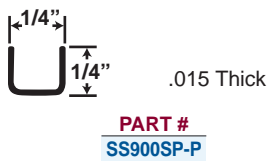
Cut Program Available

SEE PAGE 29 FOR DETAILS

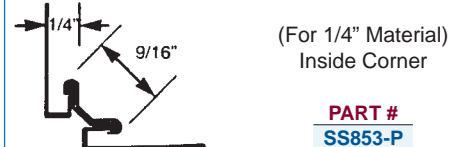
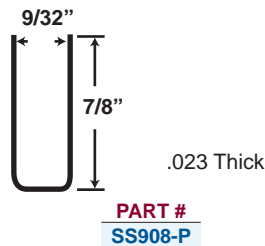
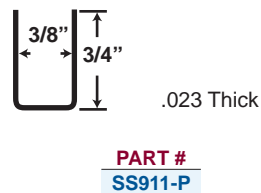
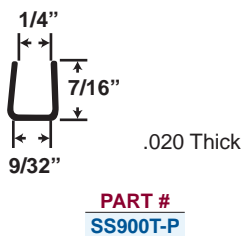


STAINLESS STEEL MIRROR Moulding

Lengths: 12 Ft. • All Stainless Steel 430 Grade (Magnetic) • Polished-Shiny/Mirror Finish



FOR MORE
CAP &
DIVIDER
Mouldings,
SEE PAGES
53-57



COLOR PLASTIC CAPPING

Lengths: 8 Ft.
Material: Styrene

Colors Available

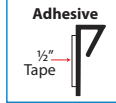
*WH - White *BK - Black *BR - Brown *SIL - Silver

A = Available with Adhesive (1/2" Foam Tape)

unless otherwise noted

Cut Program Available

SEE PAGE 29 FOR DETAILS



Fits 1/64"

12 Ft. Lengths
Material: PVC
Available only with
3/8" Film Tape

PART #
210A-*

Fits 1/16"

Material:
Rigid PVC
3/8" Foam Tape

PART #
2384-*

2384-*A

Fits 1/16"

PART #
616-*

616-*A

Fits 1/8"

Material:
PVC
Silver

PART #
600-*

600-*A
600-SIL
600-SIL-A

Fits 1/8"

PART #
P640-*

Fits 1/8"

PART #
P630-*

Fits 1/8"

Material:
ABS

PART #
1135-*

Fits 1/4"

Material:
PVC
Silver

PART #
650-*

650-*A
650-SIL
650-SIL-A

Fits 1/4"

Material:
ABS

PART #
1032-*

Fits 1/4"

PART #
P641-*

Fits 1/4"

PART #
P631-*

Fits 1/2"

PART #
2395-*

Fits 1/2"

3/4" Foam Tape

PART #
652-*

652-*A

Fits 5/8"

PART #
4068-*

METALLIC PLASTIC CAPPING

Lengths: 12 Ft. • Material: ABS/Film
Finishes Available

*POL/C - Polished Chrome *POL/B - Polished Brass
*BRU/B - Brushed Brass *B/C - Brite Chrome

unless otherwise noted

Fits 5/32"

PART #
1976-POL/C

Fits 5/32"

PART #
2469-*

Fits 3/4"

PART #
4069-*

For matching
Divider Moulding,
see next page

Fits 1/4"

PART #
1949-POL/C

Fits 1/8"

8 Ft. Lengths
Material:
ABS/Foil

PART #
11340B/C

COLOR PLASTIC DIVIDERS

Lengths: 8 Ft.
Material: Styrene

Colors Available

*WH - White *BK - Black *BR - Brown *SIL - Silver

A = Available with Adhesive (1/2" Foam Tape)

unless otherwise noted

Cut Program Available

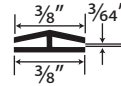
SEE PAGE 29 FOR DETAILS

Adhesive



For matching Cap Moulding, see previous page

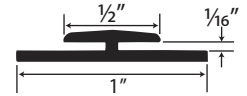
Fits 1/16"



Material: Rigid PVC

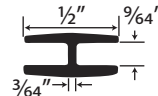
PART #
2383-*
2383-*A

Fits 1/16"



PART #
P610-*
P610-*A

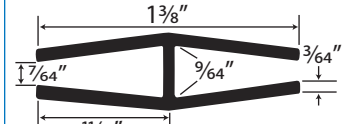
Fits 1/8"



PART #
P611-*

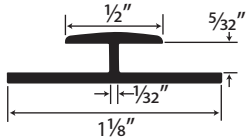
Fits 1/8" Even Leg

Dividers with 11/16" Legs



PART #
883-*

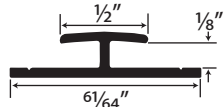
Fits 1/8"



Silver Material: PVC

PART #
P601-*
P601-*A
P601-SIL
P601-SIL-A

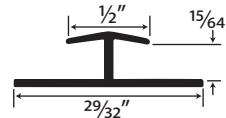
Fits 1/8"



Material: ABS

PART #
1134-*

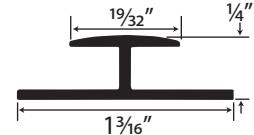
Fits 1/4"



Material: ABS

PART #
1031-*

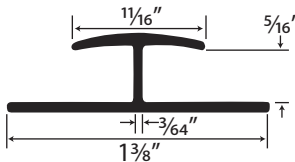
Fits 1/4"



Silver Material: PVC

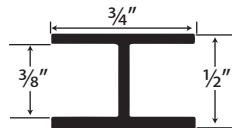
PART #
P651-*
P651-*A
P651-SIL
P651-SIL-A

Fits 5/16"



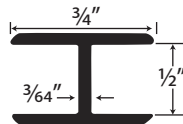
PART #
P660-*

Fits 3/8"



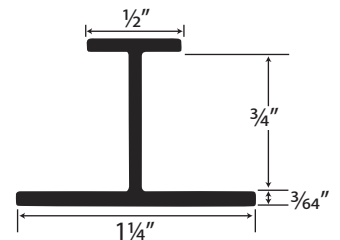
PART #
4158-*

Fits 1/2"



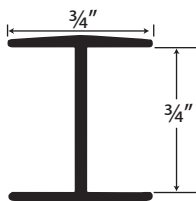
PART #
4050-*

Fits 3/4"



PART #
P750-*

Fits 3/4" Even Leg



PART #
P751H-*

PLASTIC CAP & DIVIDER SETS

COLOR

CAP	DIVIDER	SIZE	CAP	DIVIDER	SIZE
2384-*	Works with 2383-*	1/16"	650-*	Works with P651-*	1/4"
616-*	Works with P610-*	1/16"	1032-*	Works with 1031-*	1/4"
600-*	Works with P601-*	1/8"	652-*	Works with 4050-*	1/2"
1135-*	Works with 1134-*	1/8"	4069-*	Works with P750-*	3/4"

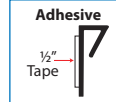
CLEAR

CAP	DIVIDER	SIZE
846-*	Works with 2028-*	1/8"
2030-*	Works with 2029-*	1/4"

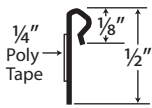
CLEAR PLASTIC CAPPING

Lengths: 12 Ft.

A = Available with Adhesive (1/2" Clear Tape)
unless otherwise noted



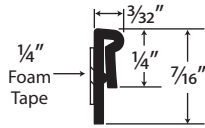
Fits 1/64"



Material: PVC

PART #
12A-CL

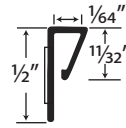
Fits 1/64" **New**



8 Ft. Lengths - Material: Styrolux

PART #
220-CL-A

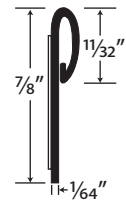
Fits 1/64"



Material: PVC

PART #
210-CL
210A-CL

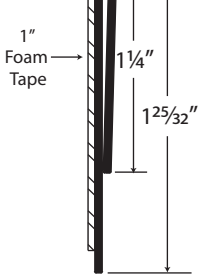
Fits 1/64"



Material: Polyester

PART #
23-CL
23A-CL

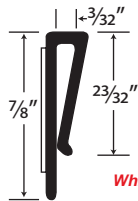
R 1/16" Fits 1/32" **New**



8 Ft. Lengths - Material: Styrolux

PART #
55-5949
55-5949A

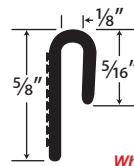
Fits 3/32"



Material: Butyrate

PART #
847-CL
847A-CL

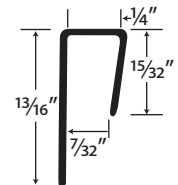
Fits 1/8"



Material: Polyester

PART #
846-CL
846A-CL

Fits 1/4"

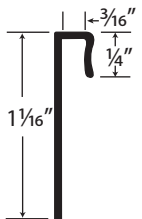


Material: Butyrate

PART #
2030-CL

EARRING CARD HOLDER

Fits 5/32"



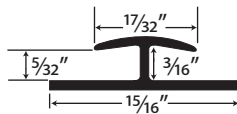
Material: Butyrate

PART #
2033-CL

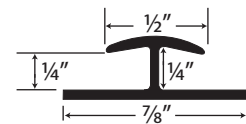
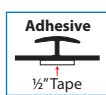
CLEAR PLASTIC DIVIDER

Lengths: 12 Ft. • Material: Butyrate

A = Available with Clear Adhesive



PART #
2028-CL
2028-CL-CLA

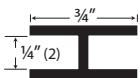


PART #
2029-CL
2029-CL-CLA

CLEAR PLASTIC JOINER MOULDING

Lengths: 8 Ft. • Material: Butyrate • Fits 1/4" Material

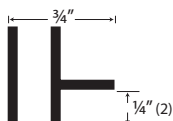
Divider



.050 Wall Thickness

PART #
P2658

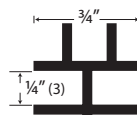
2 Way Corner



.050 Wall Thickness

PART #
P2718

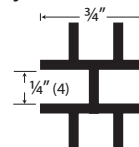
3 Way Corner



.050 Wall Thickness

PART #
P2719

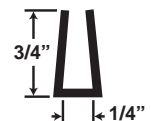
4 Way Channel



.060 Wall Thickness

PART #
P2720

U Channel



.060 Wall Thickness

PART #
P2743

ALUMINUM CAPPING



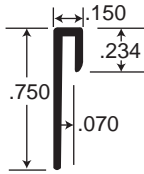
Lengths: 12 Ft.
Material: Aluminum
Finishes/Colors Available



*M, MH (w/holes) - Mill - Dull Finish: As Extruded - May or May Not Have "Scratches"/Die Lines
*S, SH (w/holes) - Satin/Clear Anodized - Dull Matte Finish
*P, PH (w/holes) - Polished/Mechanical - Shiny/Mirror Finish
Samples Are Available

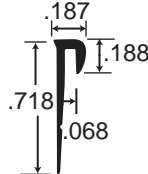
*ORB, ORBH (w/holes) - Oil Rubbed Bronze Anodize Finish **New**
*BK, BKH (w/holes) - Black Powder Coated Finish **New**
*WH, WHH (w/holes) - Glossy White Powder Coated Finish **New**

Fits 1/16"
New



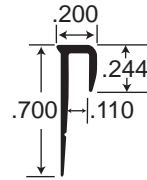
PART #
ALU2013-*

Fits 1/16"



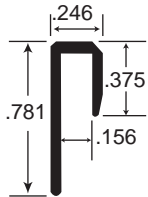
PART #
ALU2334-*

Fits 3/32"



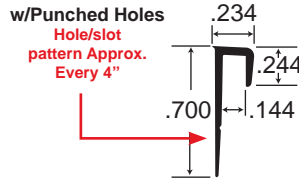
PART #
ALU0214-S

Fits 5/32"
New



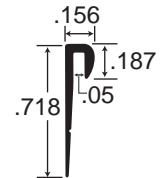
PART #
ALU2000-*

Fits 1/8" to 5/32"



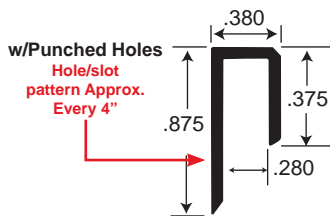
PART #
ALU7441-S

Fits 3/64"



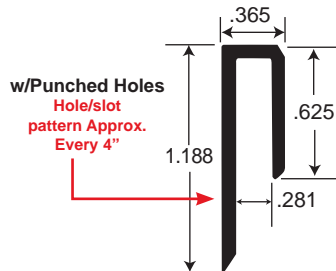
PART #
ALU0204-S

Fits 1/4" to 9/32"



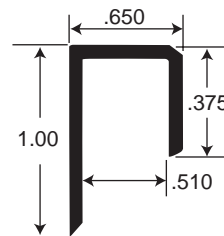
PART #
ALU851-*

Fits 1/4" to 9/32"



PART #
ALU961-*

Fits 1/2"



PART #
ALU1851-*

ALUMINUM DIVIDER



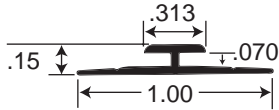
Lengths: 12 Ft.
Material: Aluminum
Finishes/Colors Available



*M - Mill - Dull Finish: As Extruded - May or May Not Have "Scratches"/Die Lines
*S - Satin/Clear Anodized - Dull Matte Finish
*P - Polished/Mechanical - Shiny/Mirror Finish
Samples Are Available

*ORB - Oil Rubbed Bronze Anodize Finish **New**
*BK - Black Powder Coated Finish **New**
*WH - Glossy White Powder Coated Finish **New**

Fits 1/16"



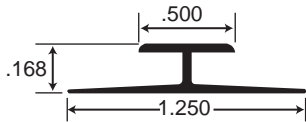
PART #
ALU0023*

Fits 3/32"



PART #
ALU5044-S

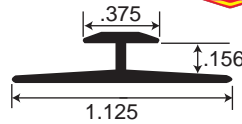
Fits 1/8" to 5/32"



PART #
ALU849*

Fits 5/32"

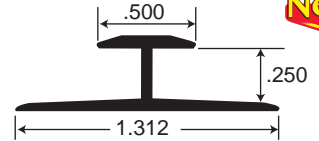
New



PART #
ALU5639*

Fits 1/4"

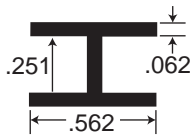
New



PART #
ALU1798*

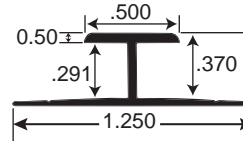
Fits 1/4"

New



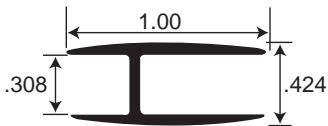
PART #
ALU4299*

Fits 1/4" to 9/32"



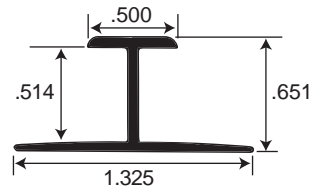
PART #
ALU850*

Fits 1/4" to 9/32"



PART #
ALUT155-S

Fits 1/2"



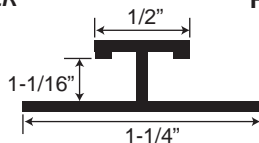
PART #
ALU1850*

STAINLESS STEEL CAP & CORNER DIVIDER

Lengths: 12 Ft.
Material: All Stainless Steel 430 Grade (Magnet) • Polished-Shiny/Mirror Finish

DIVIDER

Fits 1/16"

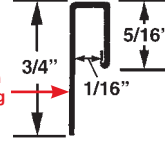


PART #
SS1450-P

CAP

Fits 1/16"

Punched with holes- spacing approx. 4-6"

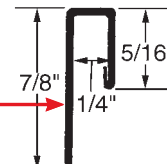


PART #
SS1451-P

CAP

Fits 1/4"

Punched with holes- spacing approx. 4-6"



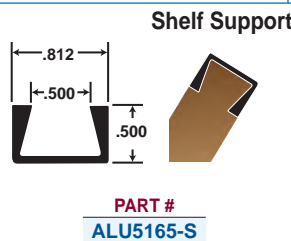
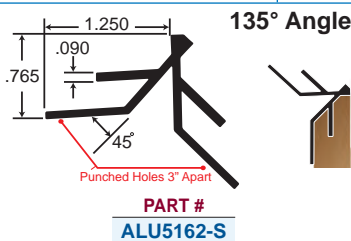
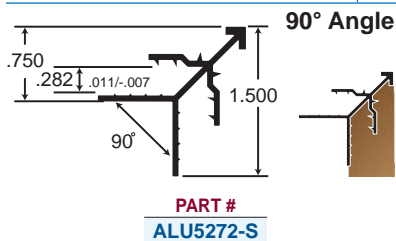
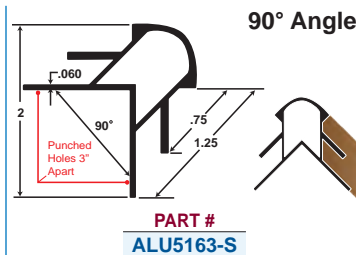
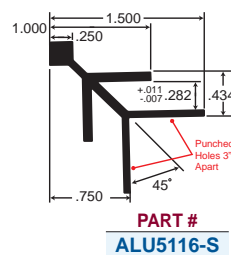
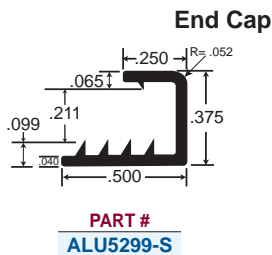
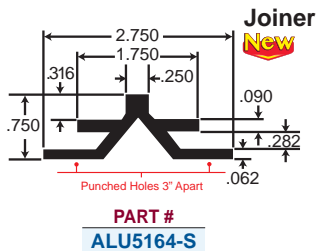
PART #
SS851-P

ALUMINUM OUTSIDE CORNERS

Lengths: 12 Ft. • Fits 3/4" Panel Boards • Patent #4840440

Finishes Available

*S - Satin/Clear Anodized - Dull, Matte Finish



Instructions: 2 Cutting Methods

1. Using Table saw
2. Using 5 piece cutter head w/shaper

PART # CW-TOOLS

(sold separately, please inquire)

ALUMINUM CORNERS

Lengths: 12 Ft.

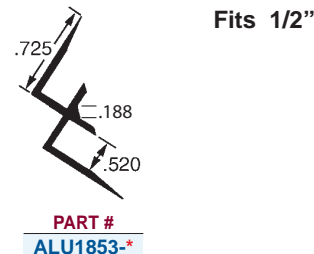
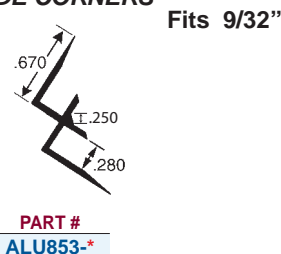
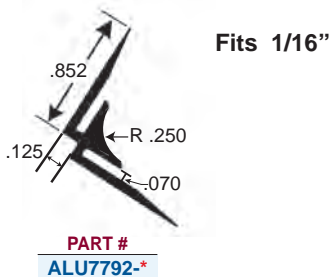
Finishes Available

*M - Mill - Dull Finish: As Extruded - May or May Not Have "Scratches"/Die Lines

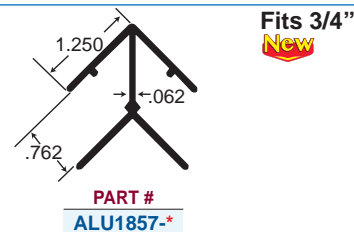
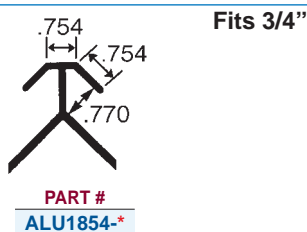
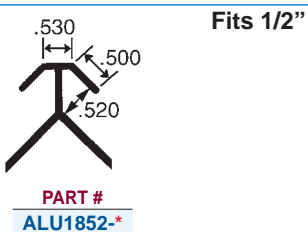
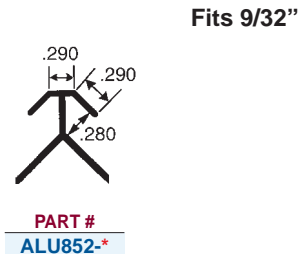
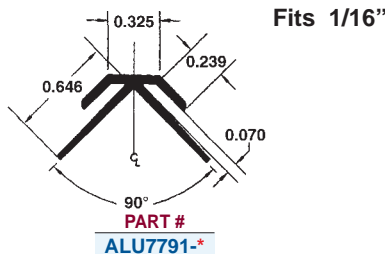
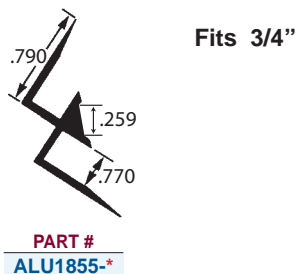
*P - Polished - Shiny/Mirror Finish

*S - Satin/Clear Anodized - Dull, Matte Finish

INSIDE CORNERS



OUTSIDE CORNERS



PLASTIC CORNER CHANNEL MOULDING

90° Corner Channel

Lengths: 12 Ft.
Material: Styrene
Colors Available

*WH - White *BK - Black *BR - Brown ▲ *DG - Dove Gray ▲ 5000 ft. minimum apply unless otherwise noted



Cut Program Available
SEE PAGE 29 FOR DETAILS

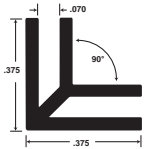
Fits 1/16"

Part Tapers For Friction Fit

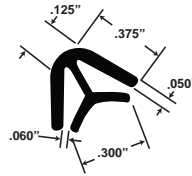
Fits 1/16"

Gloss finish closely matches Acrylic and PETG sheets

Color Clear Others Available Min. Apply Styrolux - 8 Ft. Lengths

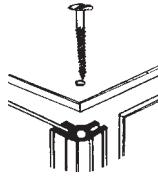


PART #
107-680*



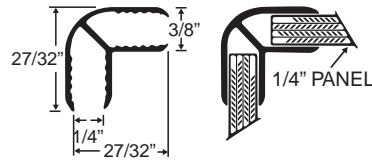
PART #
107-681*

Fits 1/8"



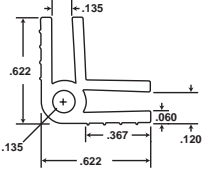
PART #
184*

Fits 1/4"



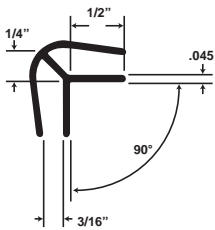
Polypropylene

PART #
107-685*



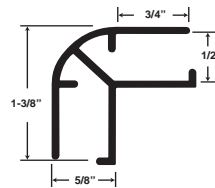
Fits 1/4"

Fits 1/2"



8 Ft. Lengths

PART #
107-664*

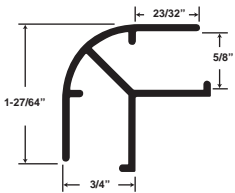


8 Ft. Lengths

PART #
107-687*

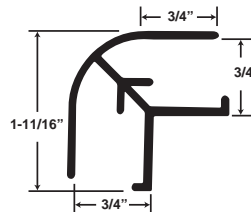
Fits 5/8"

Fits 3/4"



8 Ft. Lengths

PART #
107-688*



8 Ft. Lengths

PART #
107-689*

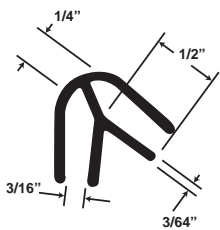
60° Corner Channel

Lengths: 8 Ft.
Material: Styrene
Colors Available

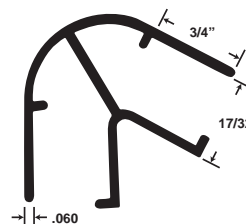
*WH - White *BK - Black *BR - Brown ▲ *DG - Dove Gray ▲ 5000 ft. minimum apply

Fits 1/4"

Fits 1/2"



PART #
107-665*



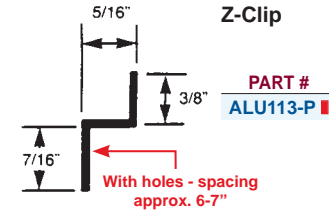
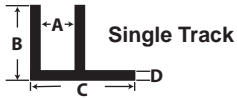
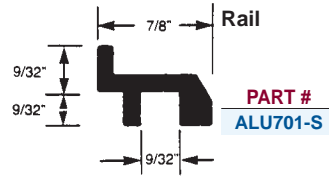
PART #
107-667*

ALUMINUM SHOWCASE MOULDING

Lengths: 12 Ft.

Finishes Available

- *M - Mill - Dull Finish: As Extruded
- May or May Not Have "Scratches"/Die Lines
- *P, PH (w/holes) - Polished/Mechanical - Shiny/Mirror Finish
or ■ Brite Dip Anodize
- *S - Satin/Clear Anodized - Dull Matte Finish



PART #	A	B	C	D
ALU235-* ■	5/16"	3/8"	3/4"	1/16"
ALU237-*	3/4"	39/64"	1-5/8"	3/64"
ALU239-*	3/4"	1-1/4"	2-1/8"	1/16"

New
New

ALUMINUM OVERLAP FACE NOSING

Lengths: 12 Ft.
w/Countersunk Holes

Finishes Available

- *MH (w/holes) - Mill - Dull Finish: As Extruded
- May or May Not Have "Scratches"/Die Lines
- *PH (w/holes) - Polished/Mechanical - Shiny/Mirror Finish
or ■ Brite Dip Anodize
- *BSH (w/holes) - Brushed Satin - Lightly Brushed
(Shows Grain) Satin Finish

Part #	Hole Spacing	Underlip A	Overall B	Lip C
ALU968-* ■	6"	5/8"	11/16"	1/4"
ALU228-* ■	7"	3/4"	13/16"	1/4"
ALU128-* ■	7"	7/8"	15/16"	1/4"
ALU28-* ■	6"	1-1/16"	1-1/8"	1/4"
ALU328-*	6"	1-1/4"	1-5/16"	1/4"
ALU428-*	7"	1-5/8"	1-11/16"	1/4"

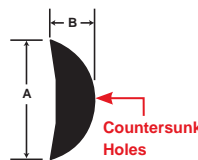


ALUMINUM ROUNDED TRIM

Lengths: 12 Ft.
w/Countersunk Holes-6" on Center

Finishes Available

- *MH (w/holes) - Mill - Dull Finish: As Extruded
- May or May Not Have "Scratches"/Die Lines
- *SH (w/holes) - Satin/Clear Anodized - Dull Matte Finish



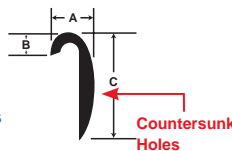
Part #	A	B
ALU436-*	3/8"	5/32"
ALU437-*	1/2"	3/16"
ALU438-*	3/4"	3/16"
ALU439-*	1"	3/16"

ALUMINUM ROUNDED EDGE TRIM

Lengths: 12 Ft.
w/Countersunk Holes-6" on Center

Finishes Available

- *MH (w/holes) - Mill - Dull Finish: As Extruded
- May or May Not Have "Scratches"/Die Lines
- *SH (w/holes) - Satin/Clear Anodized - Dull Matte Finish




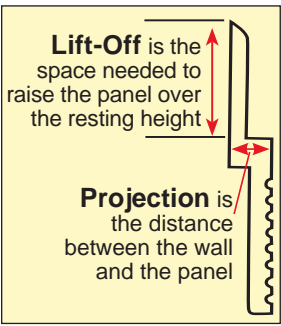

Part #	A	B	C
ALU427-*	3/8"	3/16"	15/16"
ALU429-*	3/8"	3/16"	1-11/64"

ALUMINUM PANEL CLIPS

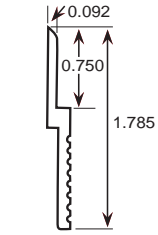
"A FAST, EASY, & COST EFFECTIVE

**Method Of
Hanging Cabinets,
Wall Panels,
Partitions, & Signage!"**

For our Acrylic Z & W Bar,
see page 117



Pre-Cut With 2 Punched Holes (Approx. 1-1/2" Apart)



PART #	SIZE
ALU111-2-M	1.5" x 1.785"

4' & 8' Lengths (Without Holes)

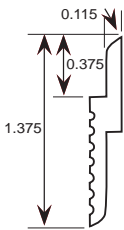
PART #	SIZE
ALU111-4	4' x 1.785"
ALU111-8	8' x 1.785"

**4' & 8' Lengths With Punched Holes
3/16" Dia. Hole, Screw Size 10**

PART #	SIZE
ALU111-4H*	4' x 1.785"
ALU111-8H*	8' x 1.785"

Projection: 0.180"
Lift Off: 0.750"

Pre-Cut With 2 Punched Holes (Approx. 1-1/2" Apart)



PART #	SIZE
ALU112-2-M	2" x 1.375"

4' & 8' Lengths (Without Holes)

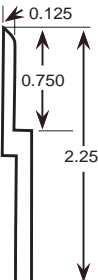
PART #	SIZE
ALU112-4	4' x 1.375"
ALU112-8	8' x 1.375"

**4' & 8' Lengths With Punched Holes
3/16" Dia. Hole, Screw Size 10**

PART #	SIZE
ALU112-4H*	4' x 1.375"
ALU112-8H*	8' x 1.375"

Projection: 0.240"
Lift Off: 0.375"

Pre-Cut With 2 Punched Holes (Approx. 1-1/2" Apart)



PART #	SIZE
ALUHAC22-2-M	2" x 2.25"

12' Lengths (Without Holes)

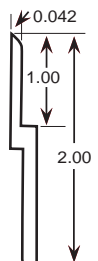
PART #	SIZE
ALUHAC22-M	12' x 2.25"

**12' Lengths With Punched Holes
3/16" Dia. Hole, Screw Size 10**

PART #	SIZE
ALUHAC22-MH*	12' x 2.25"

Projection: 0.250"
Lift Off: 0.750"

Pre-Cut With 2 Punched Holes (Approx. 1-1/2" Apart)



PART #	SIZE
ALUHAC23-2-M	2" x 2.00"

12' Lengths (Without Holes)

PART #	SIZE
ALUHAC23-M	12' x 2.00"

**12' Lengths With Punched Holes
3/16" Dia. Hole, Screw Size 10**

PART #	SIZE
ALUHAC23-MH*	2" x 2.00"

Projection: 0.210"
Lift Off: 1.000"

***MH or *H: Denotes Lengths with punched holes 8" OC**

4' & 8' Lengths (Without Holes)

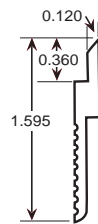
PART #	SIZE
ALU333-4-M	4' x 1.25"
ALU333-8-M	8' x 1.25"

**4' & 8' Lengths With Punched Holes
3/16" Dia. Hole, Screw Size 10**

PART #	SIZE
ALU333-4-MH*	4' x 1.25"
ALU333-8-MH*	8' x 1.25"

Projection: 0.198"
Lift Off: .673"

Pre-Cut With 2 Punched Holes (Approximately 1-1/2" Apart)



PART #	SIZE
ALU211-2-M	2" x 1.595"

4' & 8' Lengths (Without Holes)

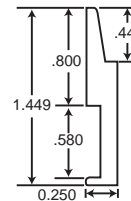
PART #	SIZE
ALU211-4	4' x 1.595"
ALU211-8	8' x 1.595"

**4' & 8' Lengths With Punched Holes
3/16" Dia. Hole, Screw Size 10**

PART #	SIZE
ALU211-4H*	4' x 1.595"
ALU211-8H*	8' x 1.595"

Projection: 0.250"
Lift Off: .360"

Pre-Cut With 2 Punched Holes (Approx. 1-3/4" Apart)



PART #	SIZE
ALUHA4049-25-M	2.5" x 1.75"

4' & 8' Lengths (Without Holes)

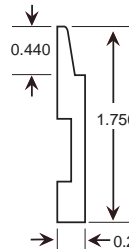
PART #	SIZE
ALUHA4049-4-M	4' x 1.75"
ALUHA4049-8-M	8' x 1.75"

**4' & 8' Lengths With Punched Holes
3/16" Dia. Hole, Screw Size 10**

PART #	SIZE
ALUHA4049-4-MH*	4' x 1.75"
ALUHA4049-8-MH*	8' x 1.75"

Projection: 0.240"
Lift Off: .440"

Pre-Cut With 2 Punched Holes (Approx. 1-3/4" Apart)



PART #	SIZE
ALUS4049-25-M	2.5" x 1.449"

4' & 8' Lengths (Without Holes)

PART #	LENGTH
ALUS4049-4-M	4' x 1.449"
ALUS4049-8-M	8' x 1.449"


**4' & 8' Lengths With Punched Holes
3/16" Dia. Hole, Screw Size 10**

PART #	LENGTH
ALUS4049-4-MH*	4' x 1.449"
ALUS4049-8-MH*	8' x 1.449"

Projection: 0.250"
Lift Off: .440"

BUBBLE LEVEL

Acrylic bubble level used for leveling our panel clips, or any other horizontal surface.
9/16"W x 1-9/16"L



BL-1

PLASTIC CLEAR RIGHT ANGLE MOULDING

Cut Program Available
SEE PAGE 29 FOR DETAILS

Lengths: 12 Ft.
Material: Butyrate

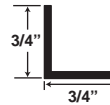


PART #
519-CL



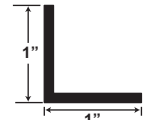
PART #
520-CL

approx. .040
thickness



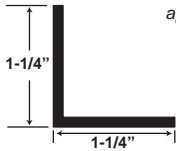
PART #
1748-CL

approx. .070
thickness



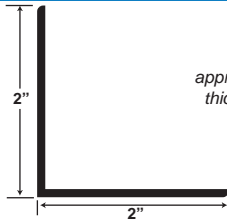
PART #
1749-CL

approx. .095
thickness



PART #
1750-CL

approx. 100
thickness



PART #
1755-CL

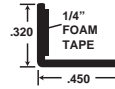
approx. .095
thickness

PLASTIC COLOR ANGLE W/ADHESIVE

Lengths: 12 Ft. • Material: Styrene
Colors Available

*WH - White *BK - Black

Fits 5/16" x 7/16"



PART #
2206A-*

PLASTIC METALLIC ANGLE MOULDING W/ADHESIVE

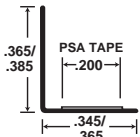
Lengths: 12 Ft.
Material: ABS/Mylar

Finishes Available

*POL/B - Polished Brass *POL/C - Polished Chrome *BRU/B - Brushed Brass *BRU/C - Brushed Chrome

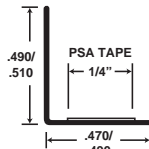
Please inquire as finishes vary from style to style

Fits 3/8"



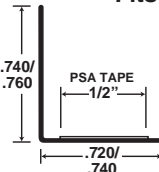
PART #
2406-

Fits 1/2"

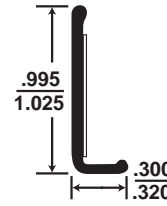


PART #
2407-

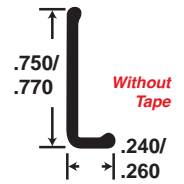
Fits 3/4"



PART #
2409-



PART #
2001-



PART #
2163-

ALUMINUM & STAINLESS STEEL COVE MOULDING

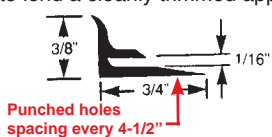
Lengths: 12 Ft.

Finishes Available

*P, *PH (w/holes) - Polished - Shiny/Mirror Finish *S - Satin/Clear Anodized - Dull, Matte Finish *BS, BSH (w/holes) - Brushed Satin - Lightly Brushed (Shows Grain) Satin Finish

We can also supply custom orders without holes - minimums apply - please inquire.

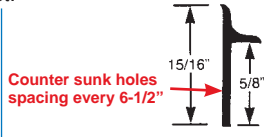
Reverse cove moulding is used to cover up seams or joints wherever two perpendicular planes meet. The sink top to its backsplash or the ceiling to a wall surface represent typical applications for which our reverse cove moulding was designed. The leg of the profile seals tightly against both surfaces to lend a cleanly trimmed appearance to the finished product.



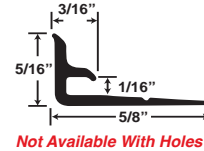
PART #
ALU141-PH



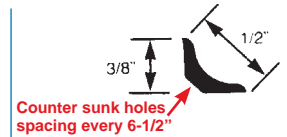
PART #
ALU121-PH



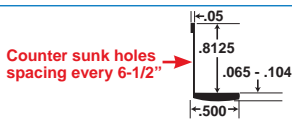
PART #
ALU1016-PH



PART #
ALU426-S



PART #
ALU441-PH



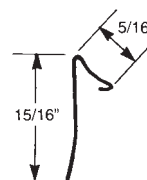
PART #
ALU669-*

STAINLESS STEEL

Back Splash Cove
(Long Flange, Narrow Overlap)

Grade 430 (Magnetic)

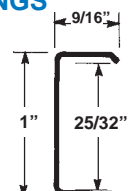
PART #
SS799-P



STAINLESS STEEL COUNTER EDGE SNAP ON MOULDINGS

Grade 430 (Magnetic)

PART #
SS801A-P



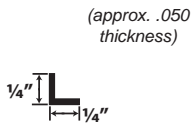
PLASTIC COLOR RIGHT ANGLE MOULDING

Cut Program Available
SEE PAGE 29 FOR DETAILS

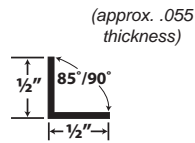
Lengths: 12 Ft.
Material: Styrene

Colors Available

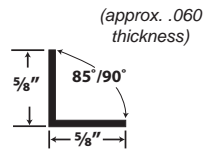
*WH - White *BK - Black *BR - Brown
unless otherwise noted



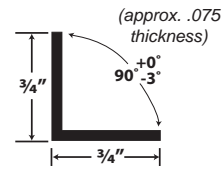
PART #
1919-



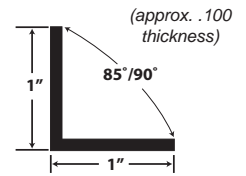
PART #
1933-



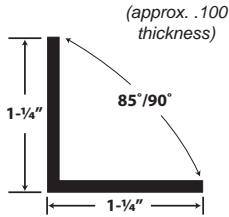
PART #
1934-



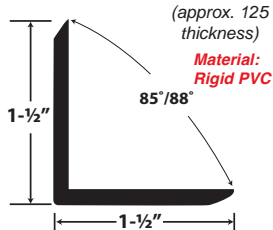
PART #
1935-



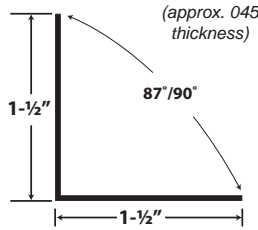
PART #
1936-



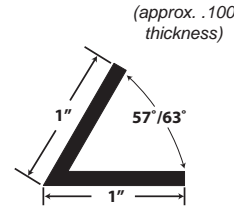
PART #
1937-



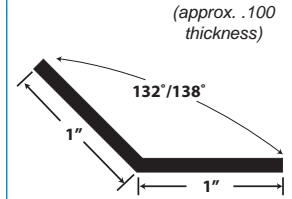
PART #
1938-



PART #
1940-



PART #
1951-



PART #
1952-

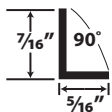
PLASTIC COLOR UNEVEN ANGLE MOULDING

Lengths: 12 Ft.
Material: Styrene

Colors Available

*WH - White *BK - Black

Fits 5/16" x 7/16"
(approx. .050 thickness)



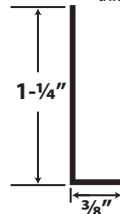
PART #
2206-

Fits 1/2" x 1"
(approx. .040 thickness)



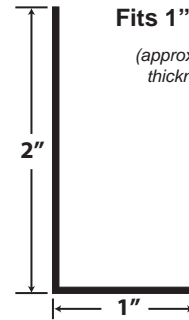
PART #
1920-

Fits 1-1/4" x 3/8"
(approx. .040 thickness)

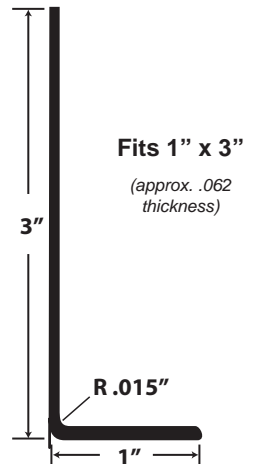


PART #
1441-

Fits 1" x 2"
(approx. .040 thickness)



PART #
1921-

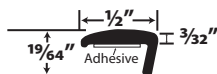


PART #
1922-

PLASTIC FLEXIBLE UNEVEN ANGLE MOULDING

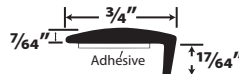
Material: PVC • Black

Fits 1/2"



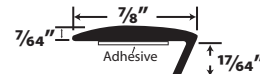
150 Ft. Coils
PART #
807-631-BK

Fits 3/4"



100 Ft. Coils
PART #
807-555-BK

Fits 7/8"



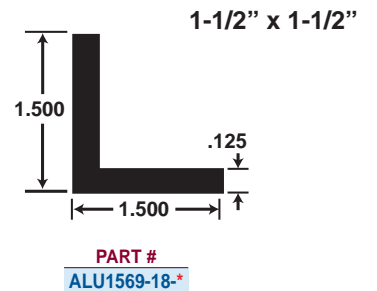
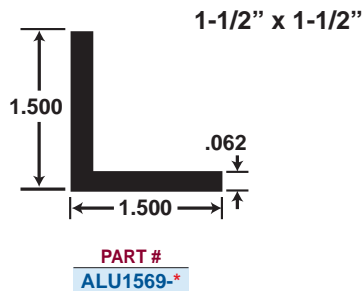
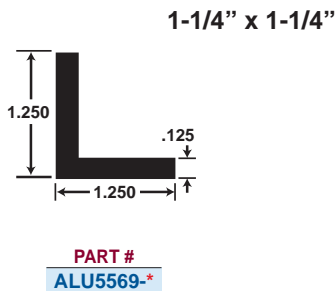
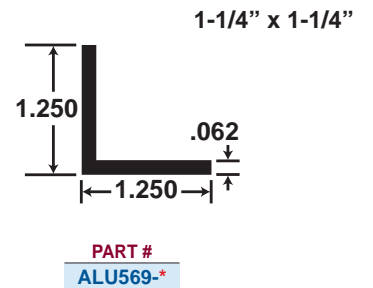
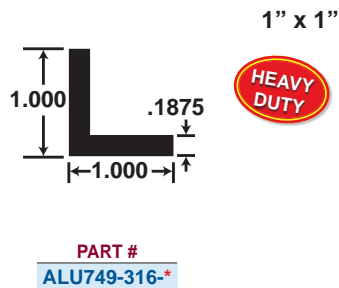
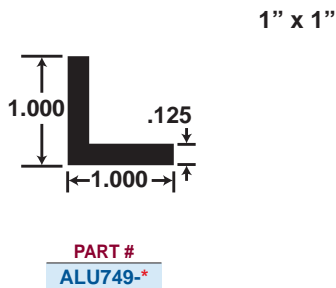
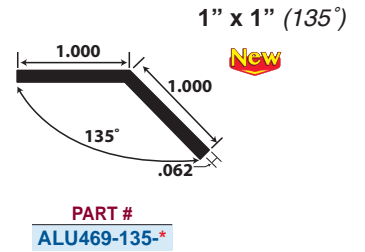
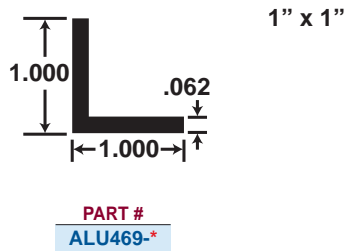
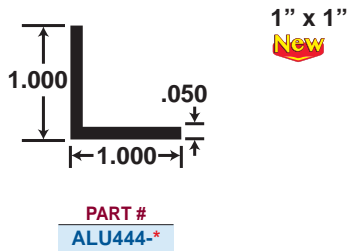
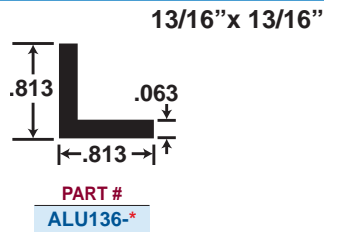
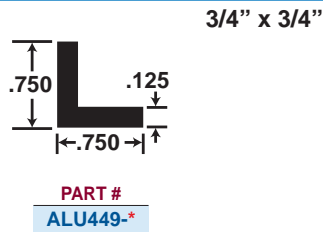
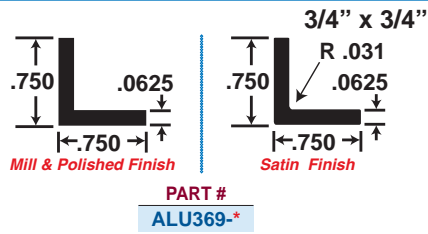
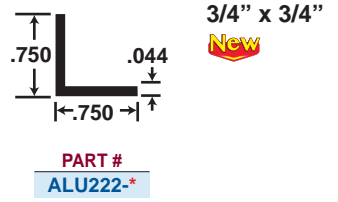
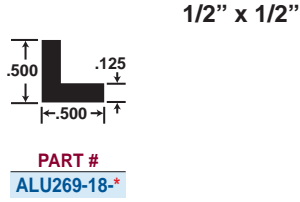
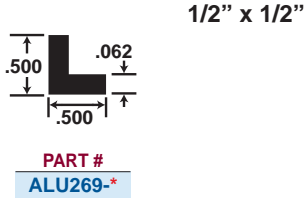
50 Ft. Coils
PART #
807-591-BK

ALUMINUM EVEN ANGLE MOULDING

Lengths: 12 Ft.
Material: Aluminum
Finishes Available

*M - Mill - Dull Finish: As Extruded - May or May Not Have "Scratches"/Die Lines *P - Polished /Mechanical- Shiny/Mirror Finish
*S - Satin/Clear Anodized - Dull, Matte Finish

Special Order: Other Colors Available, Please Inquire

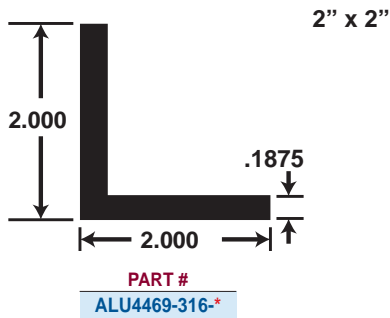
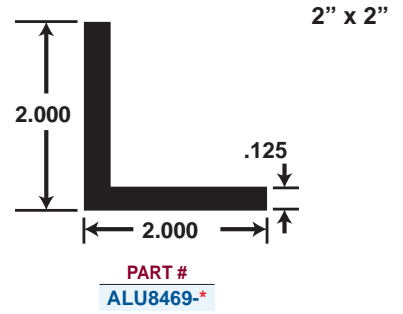
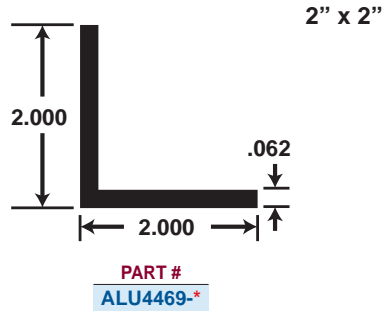
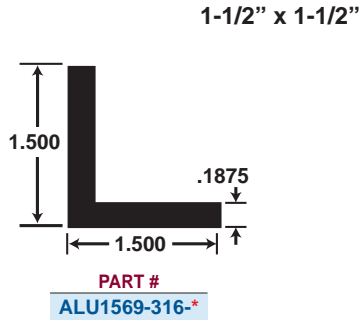


ALUMINUM EVEN ANGLE MOULDING

Lengths: 12 Ft.
Material: Aluminum
Finishes Available

*M - Mill - Dull Finish: As Extruded - May or May Not Have "Scratches"/Die Lines *P - Polished/Mechanical - Shiny/Mirror Finish
*S - Satin/Clear Anodized - Dull, Matte Finish

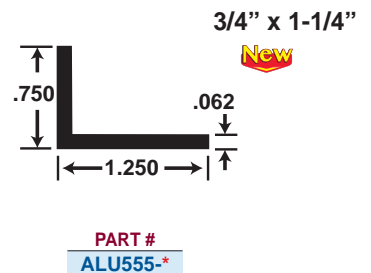
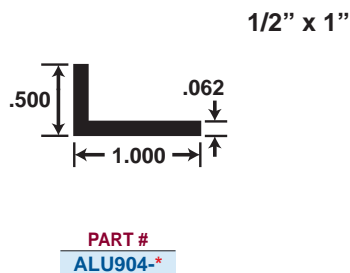
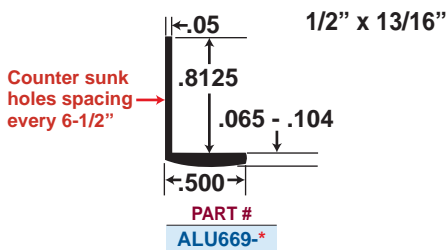
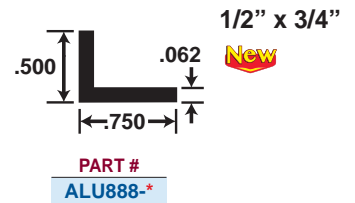
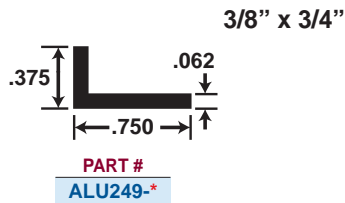
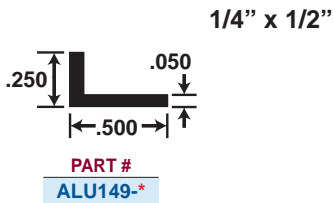
Special Order: Other Colors Available, Please Inquire



ALUMINUM UNEVEN ANGLE MOULDING

Lengths: 12 Ft.
Material: Aluminum
Finishes Available

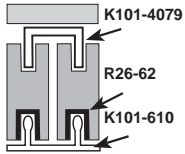
*M - Mill - Dull Finish: As Extruded - May or May Not Have "Scratches"/Die Lines *P, PH (w/holes) - Polished/Mechanical - Shiny/Mirror Finish
*BSH (w/holes) - Brushed Satin - Lightly Brushed (Shows Grain) Satin Finish *S - Satin/Clear Anodized - Dull, Matte Finish



PLASTIC SLIDING DOOR TRACK

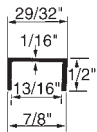
Lengths: 12 Ft.
Material: Polypropylene
Colors Available

*WH - White *BK - Black *BR - Brown *AL - Almond
unless otherwise noted

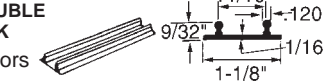


UPPER TRACK For:
K101-606, K101-610,
K101-601
Styrene

PART #
K101-4079-*

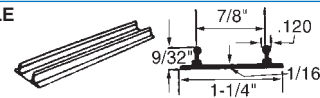


LOWER DOUBLE FLAT TRACK
For 5/8" Doors



PART #
K101-606-*

LOWER DOUBLE FLAT TRACK
For 3/4" Doors



PART #
K101-610-*

LOWER SINGLE FLAT TRACK
100 & 500 Ft. Coils



PART #
K101-601-*

NATURAL NYLON WHITE LOCKING GLIDES

Nylon Glides Are Recessed Into The Door

Mounts onto 1/4" mortise on the bottom of each door with a brad nail.

For Use with:

K101-606, K101-610, K101-601



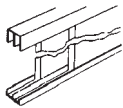
1/4" x 1/4" x 1"

PART #
R26-62WH

No Glides or Wheels Needed - For Light Weight Doors

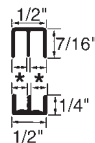
Lengths: 12 Ft.
Material: Styrene
Colors Available

*WH - White *BK - Black *BR - Brown *BE - Beige



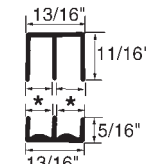
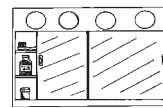
For 1/8" Doors
*5/32" gap

PART #
180-*



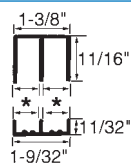
For 1/4" Doors
*5/16" gap

PART #
140-*



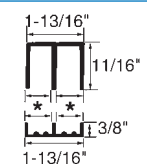
For 1/2" Doors
*9/16" gap

PART #
120-*



For 3/4" Doors
*13/16" gap

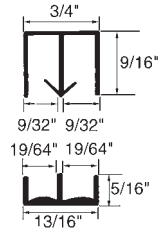
PART #
340-*



Lengths: 12 Ft.
Material: Polypropylene
Brown

ANTI-RATTLE FEATHER TRACK

For 3/16"-1/4" glass/panel



PART #
R101-603-BR

NOTE:
ALL TRACK CAN BE MADE AVAILABLE WITH PRESSURE SENSITIVE TAPE. PLEASE INQUIRE.

PLASTIC MIRACLE TRACK

Sliding Door Track System With Wheels
Material: Styrene • With or With Adhesive

Colors Available

*BK - Black *SG - Silver Gray

High Quality **Easy-Roll** Metal Ball Bearings
With **Economy** Of Plastic Track

Complete Set Consists Of:

1 x 12 Ft. Length Upper Track 1 x 12 Ft. Length Shoe
1 x 12 Ft. Length Lower Track 1 Wheel Per Running Ft.

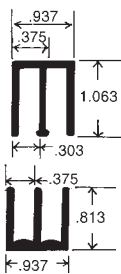
Without Adhesive - Available in 12 Ft. Lengths

PART #
MT38-*

With Adhesive - Available in 4 & 8 Ft. Lengths

PART # **LENGTH**
MT38-A4-* 4 ft.
MT38-A8-* 8 ft.

For 1/4" Doors



NOTE:
Rough Opening
Less 7/8" = Door Size



With or Without
Peel & Stick
Adhesive

**Additional
Wheels**



PART #
MTR

PLASTIC MIRACLE TRACK II

Sliding Door Track System With Wheels
Lengths: 12 Ft. • Material: PVC • Silver Gray

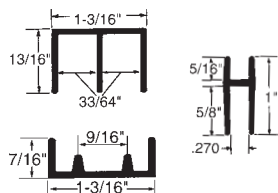
- OUR MOST POPULAR ASSEMBLY-

Complete Set Consists Of:

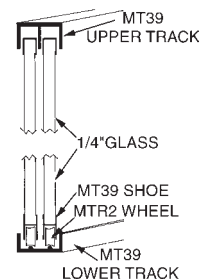
1 x 12 Ft. Length Upper Track 1 x 12 Ft. Length Shoe
1 x 12 Ft. Length Lower Track 1 Wheel Per Running Ft.

- Lower track has sidewalls to prevent rollers from slipping off track
- 1" (25.4mm) shoe allows superior gripping of glass or plywood doors
- Deep upper track to allow extra clearance and easy installation
- Zinc plated rollers with plastic wheel
- Track & shoe material is rigid PVC

For 1/4" Doors



PART #
MT39-SG



**Additional
Wheels**

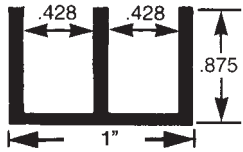


PART #
MTR2

ALUMINUM SLIDING DOOR TRACK

Lengths: 12 Ft.
Finishes Available

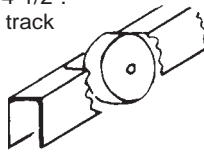
M - Mill - Dull Finish: As Extruded - May or May Not Have "Scratches"/Die Lines



PART #
ALU7474-M

Wheels every 4-1/2".
Use 2/3 of the track
with wheels.

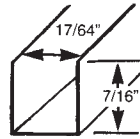
Example:
6 ft. opening
use 4 ft. of
roller system.



Galvanized Steel

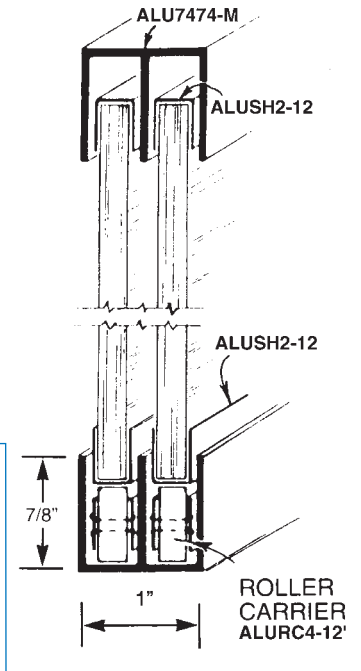
PART #
ALURC4-12

For Up to 1/4" Doors



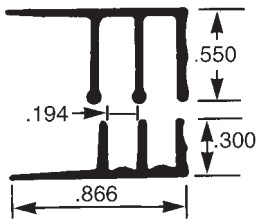
Galvanized Steel

PART #
ALUSH2-12



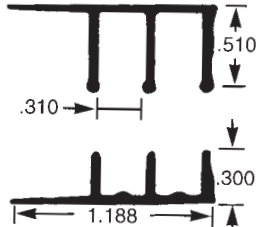
*No Glides or
Wheels Needed*

For 1/8" Doors



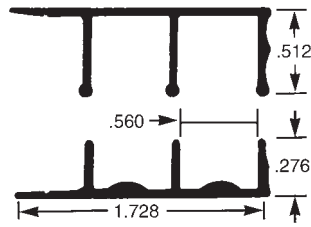
PART #
ALUT18-M

For 1/4" Doors



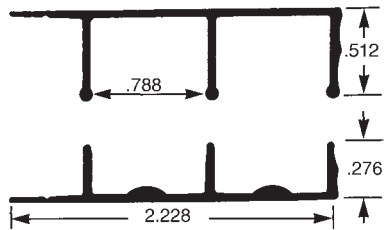
PART #
ALUT14-M

For 1/2" Doors



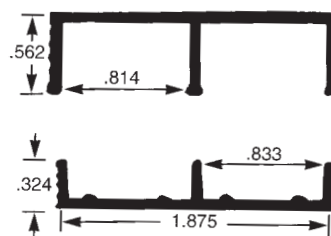
PART #
ALUT12-M

For 3/4" Doors



PART #
ALUT34-M

For 3/4" Doors



PART #
ALUT134SP-M


ULTRA PILE DUST SEAL / WEATHERSEAL w/ADHESIVE



Lengths: 50 Ft. Coils • Gray
Self Supporting Pile Is
Always On Center And Has The
Integrity And Consistency To
Ensure A Tight Seal

MANY APPLICATIONS:

- Windows
- Doors
- Showcases



PART#	DESCRIPTION
DS-150-GY	.270 W x .150 H
DS-200-GY	.270 W x .200 H

ALUMINUM TUBES, RODS, BARS & SQUARES

Finishes Available

*M - Mill - Dull Finish: As Extruded - May or May Not Have "Scratches"/Die Lines

*S - Satin/Clear Anodized - Dull, Matte Finish



SQUARE TUBE

Length: 12 Ft.

PART #	O.D.	WALL	
		THICKNESS	
ALUX211-M	1/2"	.050"	
ALUX212-M	3/4"	.050"	
ALUX213-M	1"	.050"	
ALUSQ14-M	1-1/4"	.125"	



SQUARE BAR

Length: 8 & 12 Ft.

PART #	DIMENSIONS
ALUB25-M	1/4" x 8 Ft.
ALUB50-M	1/2" x 12 Ft.
ALUB625-M	5/8" x 12 Ft.
ALUB6750-M	3/4" x 8 Ft.

RECTANGULAR TUBE

Length: 12 Ft.



PART #	A	B	WALL	
			THICKNESS	
ALURT15-M	1"	1/2"	.125	
ALURT12-M	2"	1"	.125	
ALURT24-M	4"	2"	.125	

RECTANGULAR BAR

Length: 8 Ft. (# 8 Ft. lengths only)



PART #	A	B
ALU600-*	3/4"	1/16"
ALU601-*	1"	1/16"
ALU603-*	1-1/2"	1/16"
ALU599-18-*	1/2"	1/8"
ALU600-18-*	3/4"	1/8"
ALU601-18-*	1"	1/8"
ALU603-18-*	1-1/2"	1/8"
ALU604-18-*	2"	1/8"



ROUND TUBE

Length: 8 Ft.

PART #	O.D.	WALL	
		THICKNESS	
New ALU799-M	1/4"	1/16"	
New ALU800-M	1/2"	1/16"	
New ALU801-M	3/4"	1/16"	
New ALU802-M	1"	1/16"	
New ALU803-M	1-1/2"	1/16"	
ALU798-M	1-1/2"	1/8"	



ROUND ROD

Length: 8 Ft.

PART #	DIMENSIONS
ALUR14-M	1/4" x 8 Ft.
New ALUR375-M	3/8" x 8 Ft.
ALUR12-M	1/2" x 8 Ft.
ALUR58-M	5/8" x 8 Ft.
ALUR34-M	3/4" x 8 Ft.
New ALUR100-M	1" x 8 Ft.

DECORATIVE WHITE PLASTIC TUBING



Material: Styrene • Round or Square

PART #	DIMENSION	DESCRIPTION	LENGTH
800R-75	3/4"	Round	4 ft.
800R-875	7/8"	Round	4 ft.
800R-1	1"	Round	4 ft.
800R-1-25	1-1/4"	Round	4 ft.
800R-1-75	1-3/4"	Round	4 ft.
800S-75	3/4"	Square	8 ft.

HEAVY DUTY WHITE FURNITURE GRADE PVC TUBING



Lengths: 8 Ft. • 1-1/4" O.D. • .060 Wall

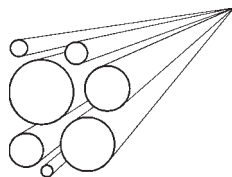
PART #
PD125-WH

FOR END CAPS & GLIDES, SEE PAGES 244-252

CLEAR ACRYLIC SHAPES

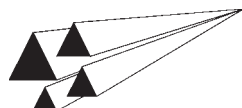
Length: 6 Ft.

ROUND TUBES



PART #	O.D.	I.D.	WALL THICK.
10701	1/4"	1/8"	1/16"
10702	5/16"	3/16"	1/16"
10703	3/8"	1/4"	1/16"
10704	3/8"	1/8"	1/8"
10705	1/2"	3/8"	1/16"
10706	1/2"	1/4"	1/8"
10708	5/8"	1/2"	1/16"
10709	5/8"	3/8"	1/8"
10710	3/4"	5/8"	1/16"
10711	3/4"	1/2"	1/8"
10712	7/8"	3/4"	1/16"
10713	7/8"	5/8"	1/8"
10714	1"	7/8"	1/16"
10715	1"	3/4"	1/8"
10716	1-1/4"	1"	1/8"
10717	1-1/4"	1-1/8"	1/16"
10718	1-1/2"	1-1/4"	1/8"
10719	1-5/8"	1-3/8"	1/8"
10720	1-3/4"	1-1/2"	1/8"
10721	2"	1-3/4"	1/8"
10723	2-1/4"	2"	1/8"
10724	2-1/2"	2-1/4"	1/8"
10725	2-3/4"	2-1/2"	1/8"
10726	3"	2-3/4"	1/8"
10727	4"	3-3/4"	1/8"
10728	4 1/2"	4-1/4"	1/8"
10729	5"	4-3/4"	1/8"
10730	6"	5-3/4"	1/8"

EQUILATERAL TRIANGULAR RODS



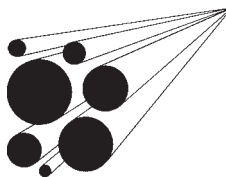
PART #	SIDES
10401	1/2"
10402	5/8"
10403	3/4"
10404	1"

HALF BALLS



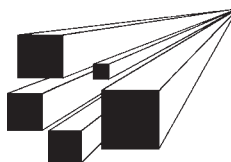
PART #	DIAMETER
13002	3/8"
13004	1/2"
13006	5/8"
13007	3/4"
13009	1"
13012	1-1/2"
13013	1-3/4"
13014	2"

ROUND RODS



PART #	DIAMETER
10102	1/8"
10103	3/16"
10104	1/4"
10105	5/16"
10106	3/8"
10108	1/2"
10110	5/8"
10111	3/4"
10112	7/8"
10113	1"
10114	1-1/8"
10115	1-1/4"
10116	1-1/2"
10117	1-3/4"
10118	2"

SQUARE RODS




PART #	SQUARE
10301	1/8"
10302	3/16"
10303	1/4"
10304	3/8"
10305	1/2"
10306	5/8"
10307	3/4"
10308	1"

CUBES



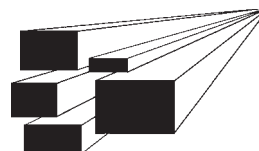
PART #	CUBE
14001	1/4"
14002	3/8"
14003	1/2"
14004	5/8"
14005	3/4"
14006	1"
14007	1-1/4"
14008	1-1/2"
14009	2"

HALF ROUND RODS



PART #	DIAMETER
10201	1/2"
10202	5/8"
10203	3/4"
10204	1"

RECTANGULAR RODS



PART #	SIZE
10801	1/8" x 3/8"
10802	1/8" x 5/8"
10803	3/16" x 1/2"
10804	3/16" x 3/4"
10805	1/4" x 1/2"
10806	1/4" x 1"
10807	5/8" x 1"
10808	3/4" x 1"

SQUARE SPIRAL RODS



PART #	POINT TO POINT
10501	3/8"
10502	1/2"
10503	5/8"
10504	3/4"
10505	1"

SPHERES




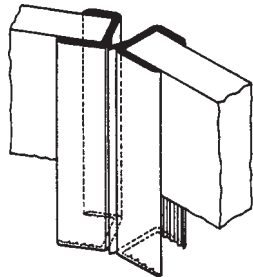
PART #	DIAMETER
12004	1/4"
12007	3/8"
12009	1/2"
12011	5/8"
12012	3/4"
12014	1"
12016	1-1/4"
12017	1-1/2"
12018	1-3/4"
12019	2"
12022	3"

PLASTIC PANEL HINGE

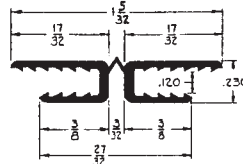
Lengths: 12 Ft.
Material: Polypropylene

Colors Available

*WH - White *BK - Black *BR - Brown

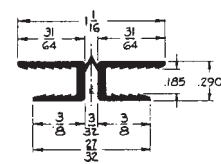


Fits 1/8" Panels



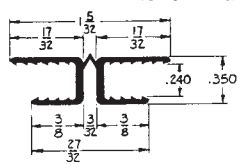
PART #
103-634*

Fits 3/16" Panels



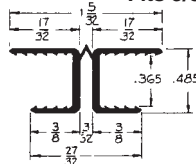
PART #
103-571*

Fits 1/4" Panels



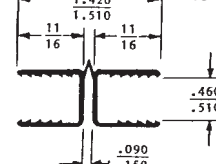
PART #
103-635*

Fits 3/8" Panels



PART #
103-637*

Fits 1/2" Panels



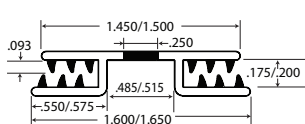
PART #
103-4175*

Lengths: 12 Ft. • Material: PVC

Colors Available

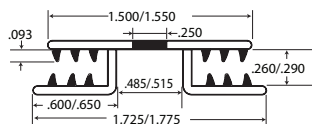
*WH - White *BK - Black *CL - Clear

Fits 1/8" Panels



PART #
108-640*

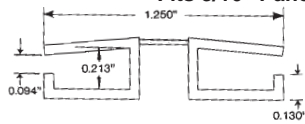
Fits 3/16"-1/4" Panels



PART #
108-641*

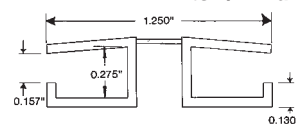
Lengths: 12 Ft. Lengths
Material: PVC • Clear w/White Web

Fits 3/16" Panels



PART #
P4506-CL

Fits 1/4" Panels



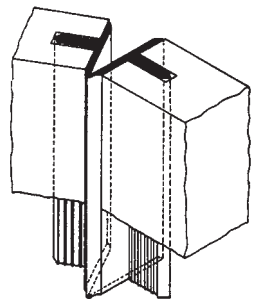
PART #
P4440-CL

PLASTIC TEE HINGE

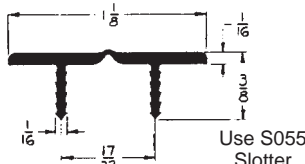
Lengths: 12 Ft.
Material: Polypropylene

Colors Available

*WH - White *BK - Black *BR - Brown

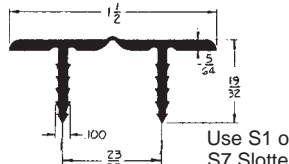


For 1/2" Panel



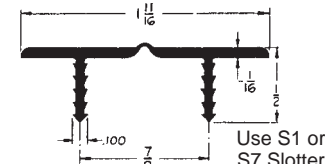
PART #
103-631*

For 5/8" Panel



PART #
103-630*

For 3/4" Panel



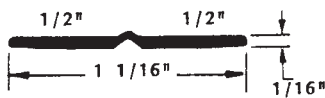
PART #
103-632*

FLAT HINGE

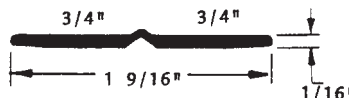
Lengths: 100 & 500 Ft. Coils
Material: Polypropylene

Colors Available

*WH - White
*BK - Black
*BR - Brown

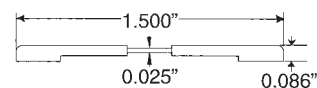


.035/.045 Thick
PART #
103-639*



.062/.070 Thick
PART #
103-638*

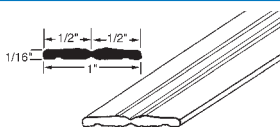
Lengths: 100 Ft. Coils
Material: PVC
Clear w/White Web



.086 Thick
PART #
P4169-CL

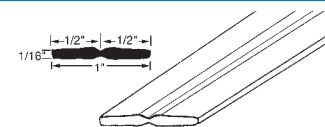
Lengths: 5 Ft.
Material: P.E.T.G./PVC w/ Glue Groove
Clear

PART #
9888H



Lengths: 5 Ft.
Material: Acrylic/PVC
Clear

PART #
696H



ADJUSTABLE PANEL/GLASS RETAINER



Lengths: 12 Ft.
Material: RPVC
Accommodates all panels at 1/16", 1/8" & 1/4"
Colors Available

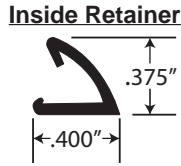
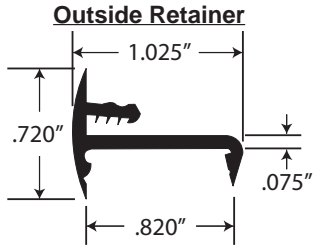
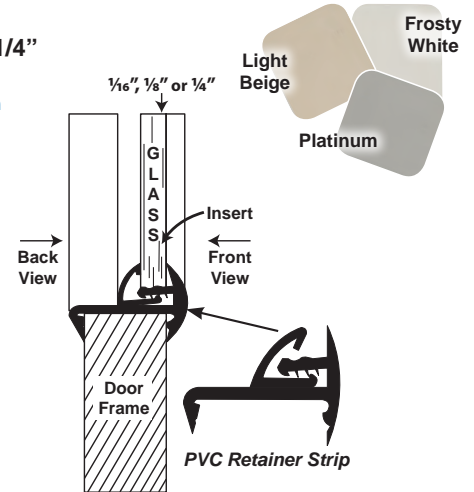
*LB - Light Beige *FW - Frosty White *PLT - Platinum
unless otherwise noted

Insert May Be:

- Glass
- Markerboard
- Tackboard
- Expanded Metal Grilles
- Woven Wire Grilles
- Decorative MDF Screening Panel

SOLD IN SETS

PART #
6500*



PANEL RETAINER

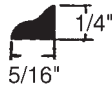
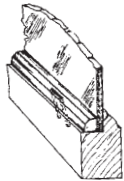
Lengths: 500 Ft. Coils

Material: Vinyl

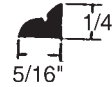
Colors Available

*WH - White *BK - Black *BR - Brown
unless otherwise noted

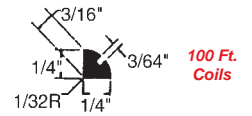
STAPLE TYPE



PART #
102-625*



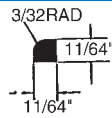
PART #
102-680*



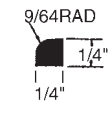
PART #
102-627*




PART #
102-681*



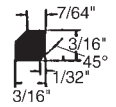
PART #
102-645*



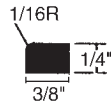
PART #
102-698*



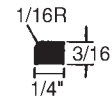
PART #
102-644*



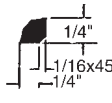
PART #
102-778*



PART #
102-623*



PART #
102-624*



PART #
102-620*

Lengths: 500 Ft. Coils

Material: Vinyl • Use S4 or S10 Slotter

Colors Available

*WH - White *BK - Black *BR - Brown *CL - Clear
unless otherwise noted

GROOVE TYPE

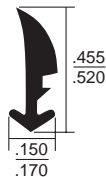


"A" SHAPE BEFORE INSERTION

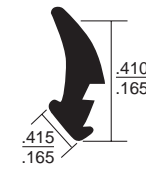
FRAME

"B" SHAPE AFTER INSERTION

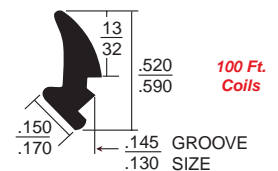
.130-.145 TO GAUGE



PART #
102-648*



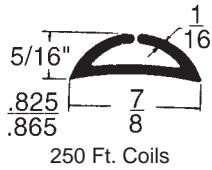
PART #
102-621*



PART #
102-646*

#102-648 is also available in Fruitwood;
#102-621 is also available in Fruitwood & Clear

BUMPER GUARD MOULDING

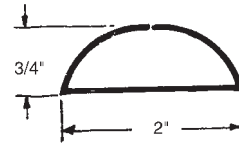
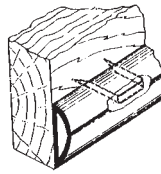


250 Ft. Coils
PART #
K106-544*

Material: Polyethylene

Colors Available

*BK - Black *BR - Brown



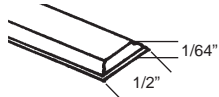
12 Ft. Lengths
PART #
K106-555*

INDUSTRIAL BUMPER MOULDING

Material: PVC

Colors Available


WH - White BK - Black



Black And White - 50 Ft. Coils

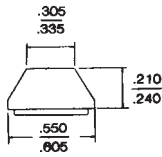
PART #
SJ-5510-BK
SJ-5510-WH

1/2"




Black Only - 100 Ft. Coils

PART #
2122-BK

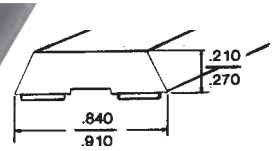


9/16"



Black Only - 100 Ft. Coils

PART #
1968-BK

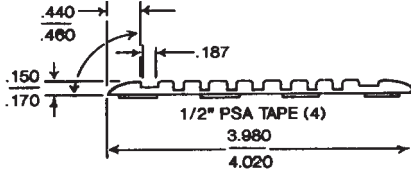


7/8"

FLEXIBLE FLAT BUMPER MOULDING w/ADHESIVE


Lengths: 8 Ft. & 25 Ft. Coils
 Material: PVC • Black

Makes an excellent wall guard/cart guard




PART #
278-BK-8
278-BK-25

Bend To Create Even Or Uneven Leg Angles

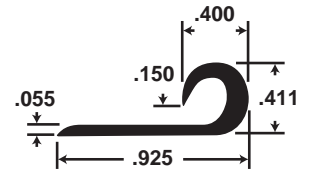


Use on corner or use as a flat wall bumper



CHAIR EDGE GUARD MOULDING

Lengths: 100 & 600 Ft. Coils
 Material: Vinyl • Clear



PART #
403-023-000-0600R

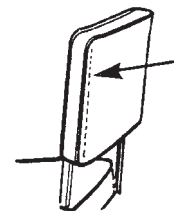



TABLE GUARD MOULDING

Lengths: 100 & 500 Ft. Coils • Staple To Surface



Vinyl - Clear

PART #
101-CL




PVC/Film
 Brite Brass - Brite Chrome

PART #
101-B/B
101-B/C



VINYL WALLBASE BASEBOARD MOULDINGS



PROFILE:

FEATURES:

- Full .080" gauge.
- Co-extruded.
- Heavier wear layer.
- Precision cut ends.
- Shrink free.
- No blanching.
- Abrasion resistant.
- Washable surface.
- Soft and workable.
- Contemporary colors.
- Inside and outside corners made easily.

	PART #	COLOR	DESCRIPTION	HEIGHT
A	BB-448-210	Cocoa	(4 ft. lengths & 100 ft. coils)	4"
B	BB-448-220	Beige	(4 ft. lengths & 100 ft. coils)	4"
C	BB-448-410	Almond	(4 ft. lengths & 100 ft. coils)	4"
D	BB-448-310	Pewter	(4 ft. lengths & 100 ft. coils)	4"
E	BB-448-300	Charcoal	(4 ft. lengths & 100 ft. coils)	4"
F	BB-448-320	Silver	(4 ft. lengths & 100 ft. coils)	4"
G	BB-448-800	Mauve	(4 ft. lengths & 100 ft. coils)	4"
H	BB-448-500	Seagreen	(4 ft. lengths & 100 ft. coils)	4"
I	BB-448-600	Wedgewood	(4 ft. lengths & 100 ft. coils)	4"
J	BB-448-950	Wine	(4 ft. lengths & 100 ft. coils)	4"
K	BB-448-400	White	(4 ft. lengths & 100 ft. coils)	4"
L	BB-448-100	Black	(4 ft. lengths & 100 ft. coils)	4"

	PART #	COLOR	DESCRIPTION	HEIGHT
C	BB-648-410	Almond	(100 ft. coils)	6"
D	BB-648-310	Pewter	(100 ft. coils)	6"
F	BB-648-320	Silver	(100 ft. coils)	6"
K	BB-648-400	White	(100 ft. coils)	6"
L	BB-648-100	Black	(100 ft. coils)	6"

Custom Colors Available -
3000 Ft. Minimum, Please Inquire.

MSDA AVAILABLE UPON REQUEST

PLEASE NOTE: There is 100 ft. per box for BB-448-* (25 ea. 4" H x 4' L pcs.)

ADHESIVE

WHITE ACRYLIC LATEX ADHESIVE,
QUICK-DRYING & NON-FLAMMABLE.

CARTRIDGE	QUART	GALLON
PART #	PART #	PART #
WB-ADH-C	WB-ADH-Q	WB-ADH-G

U.S. FEDERAL SPECIFICATIONS:

.080" gauge Vinyl Wallbase conforms to all requirements of Federal Specification #SS-W-40A Type 2 Vinyl Plastic: .080" Thickness. Class 1 Vinyl Chloride.

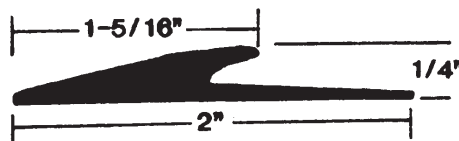
FLAME SPREAD AND SMOKE DEVELOPMENT RESULTS:

Wallbase has a Flame Spread Index of 20 and Smoke Development Value of 290. Test results, calculated in accordance with ASTM-E84-912. The National Fire Protection Association Life Safety Code 101, Section 6-5.3, "Interior Wall and Ceiling Finish Classification", classifies materials with respect to Flame Spread and Smoke Development. When tested in accordance with NFPA 255, Vinyl Wallbase gained a Class A rating.

VINYL CARPET/FLOOR MOULDINGS

BLACK - 12 FT. LENGTHS

1/4" Carpet Reducer



PART #
CT-250-BK

Transition reducer for glue down carpets; with 1/4" undercut.