

2014




BACKSPLASHES, WALL COVER & LAMINATES

BACKSPLASHES, WALL COVERINGS & LAMINATES

Pgs. 525-575



Acrylic Blocks




Stone Veneer Sheets (Flexible)



Roll-A-Lam




Door Skins



Flexlam™



Stone Tiles



Luxcore™ Translucent Laminates



Faux Stone Panels



Backsplash Tiles/Panels



Tambour



Anaglypta® Wallpaper & Borders



Embossed Sheets (Plastic)

ACRYLIC BLOCKS	560-561	FLEX-SHEET	559	METAL TILES	566-568
ANAGLYPTA® WALLPAPER & BORDERS	555-557	FOAMKORE.....	540	STONE TILES	569-575
BACKSPLASH TILES/PANELS	562-565	KERFKORE®	540	STONE VENEER SHEETS (Flexible)	526
CANVAS BACKING (Brown Duck)	558	LAMINATES		STRUCTURE SHEETS (Plastic Perforated).....	531
CORK (Rolled Facing Quality).....	559	Bendable Panels	540	TAMBOUR	
DOOR SKINS.....	527	Flexlam™ (Flexible Thermoplastic).....	530-531	Decorative	558
ECONOKORE.....	541	Fusion.....	535	Red Oak & Maple	558
EMBOSSED SHEETS (Plastic).....	528-529	Luxcore™ (Translucent).....	536-537	TIMBERFLEX.....	541
FAUX STONE PANELS	542-549	Numetal™ (High Pressure).....	532-534	WAINSCOTING.....	550-554
FLEXBOARD	541	Roll-A-Lam (Laminate on a Roll)	525	WOOD VENEER SHEETS	538-539
FLEXLAM™	530-531	LINCRUSTA® WALLPAPER & BORDERS.....	555		

SEE PAGES 1007-1023 FOR A - Z INDEX

Roll~A~Lam

4 FT. WIDE ROLL UP TO 100 FT. LONG!!!

LAMINATES ON ONE CONTINUOUS ROLL WITH A SIMPLE PEEL & STICK ADHESIVE

NOW AVAILABLE FROM STOCK:

- Mirrored Finish
- Brushed Steel
- Brushed Copper
- Diamond Plate
- Engine Turned
- Antique Brass
- Oil Rubbed Bronze

PRODUCT FEATURES:

- 48" wide roll x 100' long.
- Sold by the square foot (must be purchased in a minimum of 4 sq. ft. increments).
- .03 thick styrene substrate.
- PSA backing (Apply to a clean smooth surface only).
- Finishes are scratch & chemical resistant and come with a peel-back protective coating.
- This material is extremely flexible, which makes it easy to work with and the applications are endless.
- Can be easily cut with a utility knife (Always make cut on decorative side).

Peel Backing Before Applying



Easy Peel and Stick

GREAT FOR:

RESURFACING, BARS, DISPLAY CASES, BACK DROPS, AND SO MUCH MORE!

Recommended for interior use only.

PART #	DESCRIPTION
RL-0108-MS	MIRRORED FINISHED
RL-0113-BS	BRUSHED STEEL
RL-0055-BC	BRUSHED COPPER
RL-0311-DP	DIAMOND PLATE Diamond Pattern 1" Long
RL-0310-ET	ENGINE TURNED Circle Diameter Approximately 2"
RL-0308-AB	ANTIQUÉ BRASS
RL-0423-ORB	OIL RUBBED BRONZE

- It's essential that a primer (sealer) be applied to the substrate prior to applying the peel & stick laminate.
- For larger applications, we strongly recommend testing prior to installing. Samples are available please inquire.




★ EASY HANDLING ★ EASY SHIPPING ★ EASY TO USE ★ EASY TO CLEAN

FLEXIBLE STONE VENEER SHEETS

2' x 4' approximately 1 MM to 5 MM thick Stone Veneer Sheets are made from natural stones. This means each sheet will vary the same way that natural slates and micas do. Some colors, like Copper, Multi-Color and Silver Shine are more standard in color but can vary in texture. Indian Autumn, Sanjayani White and Jeera Green can have a wide range of texture and color. These variations also add to the uniqueness of the stones.


Product Features

- Can be applied over: concrete, ceramic, wood, metal, plywood, fiberglass, backer board, tile, dry wall, painted surfaces, MDF, Masonite®, door skin, cabinetry and many other substrates as well.
- Lightweight
- Flexible
- Colorful
- Unique stone veneer with unlimited application possibilities.
- The introduction of this exciting new material addresses a large need for a flexible, adaptable, durable and weather resistant stone veneer.




Applications

- Architectural
- Interior & Exterior
- Doors & Cabinets
- Furniture
- Trim & Backsplashes
- Marine & RV
- Kitchens
- Bathrooms
- Flooring
- Signage



BLACK
FSV24-01



COPPER
FSV24-02



DARK GREEN
FSV24-03




GOLDEN
FSV24-04



INDIAN AUTUMN
FSV24-05



JEERA GREEN
FSV24-06



MULTI COLOR
FSV24-07




SANJAYANI WHITE
FSV24-08



SILVER SHINE
FSV24-09



OCEAN BLACK
FSV24-11



SILVER GALAXY
FSV24-12



D' COPPER
FSV24-13


Every effort is made to ensure the accuracy of the colors printed in our catalogs. The colors may vary from the actual product shown.

Samples FSV-BINDER



Adhesive FSV-ADH

One tube
(10.2 oz.)
per 4 sq. ft.



MIRROFLEX™ DOOR SKINS

Designed to apply over existing flat panel doors for a new, fresh look without the expense. Skip the time consuming installation and sending old doors to the landfill with this environmentally friendly solution.



Before MirroFlex Door Skin



After MirroFlex Door Skin

36" & 48" Wide x 84" High

Product Feature

- Material: Thermoplastic
- Peel & Stick Backing
- Class A Fire Rated
- High Impact and Chemical Resistant
- UV Stability
- Custom formed 3D door skins are available with a 10 pc. minimum (please inquire).

Basic Finish

MDS3684-*


MDS4884-*




Light Oak (LO)



Light Maple (LM)



Chestnut Apple (CA)




Espresso Apple (EA)


Advanced Finish

MDS3684-*


MDS4884-*



Light Cherry (LC)




Medium Cherry (MC)




Clove Cherry (CC)




Light Walnut (LW)



Medium Walnut (MW)



Dark Walnut (DW)




Medium Oak (MO)

Textured Finish


MDS3684-*

MDS4884-*



Wenge (W)

HOW TO ORDER:
Use Part # above
plus finish code
(ex: MDS3684-LO)



**Don't send doors to landfills.
Remodel them with Door Skins!**

PLASTIC EMBOSSED 4' X 8' SHEETS


3D structures are decorated thermoplastic panels that are fused with color for added effect. Many designs feature a unique overlap system that makes installation easy and hides the seams. 3D structures are flexible enough to be rolled for UPS shipping, yet are completely rigid when laminated. They are impact, chemical, abrasion, U.V., and stain resistant and are *Class A Fire Rated*.

APPLICATIONS:


Walls • Furniture • Display Fixtures • Wainscoting • Ceilings • Many Other Interior Applications




DIAMOND PLATE
PES48-DP-*




RIB 1
PES48-RIB1-*




RIB 2
PES48-RIB2-*




SAHARA
PES48-SAH-*




CASCADE
PES48-CAS-*




QUADRO
PES48-QUA-*




DOME 1
PES48-DOME1-*



WAVATION
PES48-WAV-*



QUILTED
PES48-QUI-*



WEAVE
PES48-WEA-*



RANDOM LINES
PES48-RL-*



MOJAVE
PES48-MOJ-*




Cascade

CELESTIAL
PES48-CEL-*



SOUTH BEACH
PES48-SOB-*



CHOCOLATE SQUARE
PES48-CHO-*



◆ Please specify when ordering vertical (v) or horizontal direction (h)
NOTE: Minimums may apply (vertical pattern runs in the 8' length)

For all finishes, please see next page.

PLASTIC EMBOSSED 4' X 8' SHEETS



Random Lines


APPLICATIONS:
 Walls • Furniture • Display Fixtures
 • Wainscoting • Ceilings
 • Many Other Interior Applications

- Thickness: .030"
- Class A Fire Rated



Dogwood

DOME 2
PES48-DOME2-*



OVALS
PES48-OV-*




MINI QUADRO
PES48-MQUA-*



DOGWOOD
PES48-DOG-*



GOBI
PES48-GOBI-*




STRIKE
PES48-HAM-*




TRIPLE TREAD PLATE
PES48-TTP-*



CELTIC WEAVE
PES48-CW-*




MINI DOME
PES48-MD-*



Celtic Weave

*ALL OTHER FINISHES

HOW TO ORDER:
 Use Part # above plus finish code (ex: PES48-DP-WH)



*CORE FINISHES



Core finishes available to ship normally within 3-5 business days.

NOTE: All other finishes may have a minimum order requirement and extended lead time. Please inquire.

Argent finishes have color throughout so scratches are less visible. They are perfect for walls in high traffic areas.

**Now available Tuffcote™ on selected finishes. A revolutionary protection shield that offers superior durability and scratch resistance.

FLEXIBLE THERMOPLASTIC LAMINATE SHEETS

4' W x 8' H x .030" Thick

Available With & Without Adhesive

With Flexlam™, you can throw all of your surfacing applications a curve. Ideal for store fixtures, furniture displays, signage, cabinetry and trade show exhibits.

- Sheets all come with a protective peel off coating.
- Cold forms to as small as a 3" radius
- Smoothly follows inside and outside radius.
- May be fabricated with all traditional woodworking tools.
- Shatterproof and scratch resistant
- Sheets roll for UPS Shipping
- Designed for vertical applications; however, suitable for low traffic horizontal surfaces.
- **All sheets must be cut on face (finish) side only.**

Recommendation:


If purchasing without adhesive, use a water-based contact cement. Other adhesive products may work but you must first check with the adhesive manufacturer to ensure it is compatible with styrene/PVC. (Core is specified below)

How To Order:


- For Non-Adhesive Use Part #- FLS48-30-* Plus Finish Code (ex: FLS48-30-BA)
- For Adhesive Use Part #- FLS48A-30-* Plus Finish Code (ex: FLS48A-30-BA)




ARGENTS - DYED PVC CORE WITH PIGMENT



Argent Gold (AG)



Argent Bronze (AB)




Argent Silver (AS)



Argent Copper (AC)

Argent finishes have color throughout so scratches are less visible. They are perfect for walls in high traffic areas.


METALLICS – CLEAR PVC CORE




Brushed Aluminum (BA)



Oil Rubbed Bronze (ORB)



Brushed Nickel (BN)



Brushed Copper (BC)



Mirror Gold (MIRG)



Mirror (M)



Mirror Green (MGR)



Mirror Blue (MB)



Mirror Red (MR)

PATINAS – CLEAR PVC CORE



Muted Gold (MG)



Crosshatch Silver (CS)




Bronze Fantasy (BF)



Cracked Copper (CC)



Travertine (TRA)




Copper Fantasy (CF)



Moonstone Copper (MC)




Bermuda Bronze (BB)




Galvanized (GAL)




Antique Bronze (ANTB)




Smoked Pewter (SP)




* Fern (FN)



* Almond (AL)



* Thistle (TH)



* Winter White (WW)

*Patinas finishes have color throughout so scratches are less visible. They are perfect for walls in high traffic areas.

Sheets are available in different thicknesses, please inquire.

FLEXIBLE THERMOPLASTIC LAMINATE SHEETS

4' W x 8' H x .030" Thick

Available With & Without Adhesive

How To Order:

To Order Wood Grains

- For Non-Adhesive Use Part #- FLS48-30-* Plus Finish Code (ex: FLS48-30-WC)
- For Adhesive Use Part #- FLS48A-30-* Plus Finish Code (ex: FLS48A-30-WC)


To Order Specialty

- For Non-Adhesive Use Part #- FLS28-40-* Plus Finish Code (ex: FLS28-40-ET)
- For Adhesive Use Part #- FLS28A-40-* Plus Finish Code (ex: FLS28-40-ET)

WOOD GRAINS – CLEAR PVC CORE



Washed Oak (WO)



Light Maple (LM)



Pearwood (PW)



Welsh Cherry (WC)



Crosshatch Silver


SPECIALTY – 2' x 8' x .040 THICK – BLACK STYRENE CORE:



Carbon Fiber (CARF)




Gloss Black (GB)



Carbon Weave (CARW)


STRUCTURE PLASTIC PERFORATED SHEET



Sheet Size: 4 ft. x 8 ft. x .030" Thick

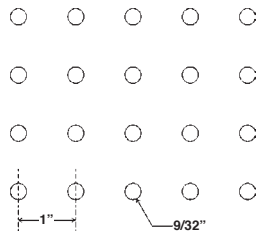
Unlike conventional perforated metal sheets, structure plastic perforated sheets are totally unique!

- Supplied with clear protective cover on face.
- Extremely flexible.
- Ease of fabrication - may use razors, knives, saws...even scissors!



Alignment of hole punches may not be exact within the sheet, due to production process.
PRODUCT IS INTENDED FOR DECORATIVE PURPOSES ONLY!!! May not be used to cover a piece of pegboard.

MADE IN THE USA




PERF-48R-*

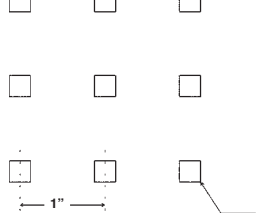
(Shown in Argent Silver)

(9/32" dia. holes on 1" centers)

PART #	FINISH	THICK
PERF-48R-BS	Brushed Stainless	.040
PERF-48R-AS	Argent Silver	.030
PERF-48R-AG	Argent Gold	.030
PERF-48R-AC	Argent Copper	.030



MADE IN THE USA



PERF-48S-*

(Shown in Argent Silver)

(5/16" squares on 1" center)


PART #	FINISH	THICK
PERF-48S-BS	Brushed Stainless	.040
PERF-48S-AS	Argent Silver	.030
PERF-48S-AG	Argent Gold	.030
PERF-48S-AC	Argent Copper	.030



PLEASE NOTE: Finishes as shown are not necessarily true to the actual laminate.
 We recommend requesting a sample prior to ordering.

NUMETAL™ HIGH PRESSURE LAMINATE

NuMetal™ is real aluminum, stainless steel or copper foils laminated to a phenolic backing (phenolic is layers of impregnated Kraft paper bonded together). NuMetal™ is recommended for all vertical and light duty horizontal applications.



STANDARD AND EMBOSSED DESIGNS - 4' x 8' Sheets x .035" Thick




Brushed Aluminum
NM48-STD-BA




Brushed Brass
NM48-STD-BB




Brushed Stainless
NM48-STD-BS



Polished Brass
NM48-STD-PB



Polished Aluminum
NM48-STD-PA



Mill Aluminum
NM48-STD-MILL

EMBOSSED DESIGN



Corrugated
NM48-EMB-COR-BA
NM48-EMB-COR-MILL
NM48-EMB-COR-BS




Balloon
NM48-EMB-BAL-BA




Square
NM48-EMB-SQU-BA


REED COLLECTION - 4' x 8' Sheets




Antique Pewter Reeds
(.050" Thick)
NM48-EMB-REED-AP



Antique Copper Reeds
(.050" Thick)
NM48-EMB-REED-AC



Brushed Aluminum Reeds
(.035" Thick)
NM48-EMB-REED-BA




Brushed Stainless Reeds
(.035" Thick)
NM48-EMB-REED-BS


REAL STAINLESS STEEL COLLECTION - 4' x 8' Sheets x .050" Thick




This collection retains all the properties of stainless steel. It is constructed with an ultra thin layer of stainless steel with standard HPL backing and allows standard woodworking tools to be used in fabrication.




Diamond Plate
NM48-RSS-DP



Brushed
NM48-RSS-BRU



Radial
NM48-RSS-RAD



Rondo
NM48-RSS-RON


Diamond Plate
(Aluminum, .035 Thick)
NM48-ALU-DP

Rondo
(Aluminum, .035" Thick)
NM48-ALU-RON


MESH - 4' x 8' Sheets




The latest trends are represented in these combinations of embossed designs and finishes.




Antique Pewter Mesh
(.050" Thick)
NM48-MESH-AP



Antique Copper Mesh
(.050" Thick)
NM48-MESH-AC



Brushed Aluminum Mesh
(.040" Thick)
NM48-MESH-BA



Brushed Stainless Steel Mesh
(.040" Thick)
NM48-MESH-BS



Black Aluminum Mesh
(.040" Thick)
NM48-MESH-BK

NUMETAL™ HIGH PRESSURE LAMINATE

COPPER COLLECTION - 4' x 8' Sheets x .050" Thick




Antique Fine Hammered Copper

Each copper laminate sheet is protected with a high quality lacquered top coat and comes with clear protective film.



Matte Copper
NM48-CC-MC



Filigran Antique Copper
NM48-CC-FAC



Antique Copper Ore
NM48-CC-ACO



Antique Fine Hammered Copper
NM48-CC-AFHC



Fine Hammered Copper
NM48-CC-FHC

UNIQUE ART COLLECTION - 4' x 8' Sheets x .050" Thick



Unique Art Berlin



Unique Art Berlin
NM48-UAC-BERLIN



Unique Art Cairo
NM48-UAC-CAIRO



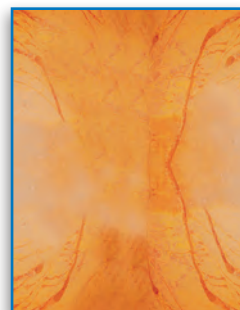
Patina Autumn Leaves
NM48-UAC-AUTLEAVES



Melbourne



Unique Art Shanghai
NM48-UAC-ARTSHANGHAI



Patina Onyx
NM48-UAC-ONYX



Patina Esmeralda
NM48-UAC-ESMERALDA

These laminates are hand painted by artists using techniques that allow for repeatability. Unique Art is protected with a high quality lacquer process to ensure durability.

FUSION

FUSIONTECH™ - 4' x 8' Sheets x .032" Thick




FusionTech™ is a proprietary infused color and coating process on un-backed aluminum. Sheets are coated with a highly scratch resistant coating and then the images are added using the FusionTech™ infused color process




Zebrano
NM48-FT-ZEBRANO



Bird's Eye Maple
NM48-FT-BIRMAP



Cathedral Cherry
NM48-FT-CATCHE




Red Rust
NM48-FT-REDRUST




Charcoal Wisp
NM48-FT-CHAWIS


FUSIONSWIRL™ - 4' x 10' Sheets x .032" Thick



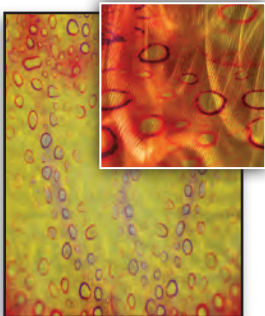
ZETA
NM410-FS-ZETA



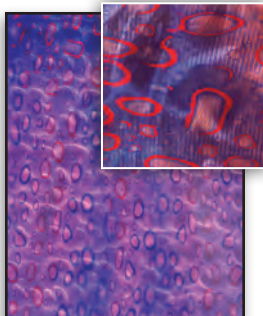
HELIX
NM410-FS-HELIX




OMICRON
NM410-FS-OMICRON



Doradus
NM410-FS-DORADUS



GAMMA
NM410-FS-GAMMA



CIRRUS
NM410-FS-CIRRUS

FusionSwirl™ is created using a proprietary combination of mechanical etching of aluminum and our FusionTech™ process. As it plays beautifully with light, the multiple colors in the design make each a true work of art.



LUXCORE™ TRANSLUCENT PANELS

New

LuxCore™ is a proprietary translucent FRP panel imaged with FusionTech™ process. Available in endless combinations of designs & colors. LuxCore™ can be a translucent panel or, with an added backer, a laminate.



Shown in Bamboo Rings, Weathered

Product Features:

- Available in stock sizes of 4' x 8' & 5' x 10' in .060", 4' x 10' in .120". Other sizes available as special order
- Orientation and color of all designs can be modified to your specifications
- Chemical and Abrasion Resistant
- Class C fire rated
- Class A also available in 4' x 8' in .045", please inquire
- Ultra Rigid



Shown in Bamboo Rings, Weathered

LuxCore™ Translucent Panels:


- Suitable for modesty panels, room dividers, shower enclosures and other interior applications where translucency is desired

All LuxCore™:

- Appropriate for all kitchens, bathrooms and other wet environments. LuxCore™ is easy to clean and is not damaged by water
- Can be used for most vertical and horizontal applications



Aspen



Zebrano Medium



Spring Grass



Bamboo, Green



Bamboo, Weathered




Twigs




TR #2, Black



Red Wheels



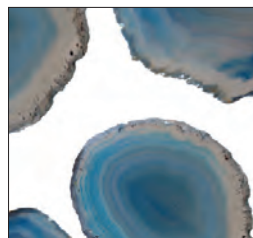
Bamboo Rings, Green



Bamboo Rings, Weathered



Damask, Black



Geode, Blue



Italian Glass

Shown are just a few of our stock images or submit your own for a completely custom look. Please Inquire

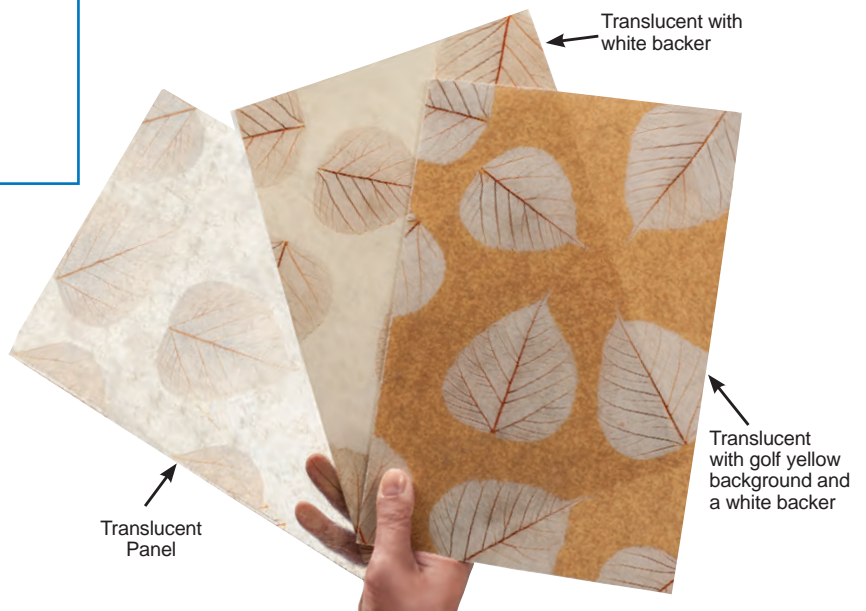
LuxCore™ Laminates are LuxCore™ Translucent Panels with an added white backer. Intended for different utilization than LuxCore™ Translucent Panels. LuxCore™ Laminates can be backlit if desired, as they retain some translucency.

Product Features:

- Available in stock sizes of 5' x 10' and 4' x 8', in .060", 4' x 10' in .120". Other sizes available as special order.
- Orientation and color of all designs can be modified to your specifications.
- Chemical and Abrasion Resistant
- Class C fire rated.
- Class A also available in 4' x 8' in .045", please inquire.
- Ultra Rigid
- They can also be backlit as they retain some translucency.



Aspen Image with Golf Yellow background



LuxCore™ Laminates:

- LuxCore™ Laminates are LuxCore™ designs with an added backer
- Can be used as a wainscot or wallcovering, on table tops and in elevators. It is perfect for applications where a high abrasion and impact resistant laminate is required; such as hospitals, restaurants and grocery stores.


LUXCORE™ TRANSLUCENT BACKGROUND COLOR

Background Colors can be added as a backer to any stock LuxCore™ Laminates design. Available with seven standard Background Colors, custom Background Colors can be special ordered.



Standard Translucent Background Colors


The seven background colors shown below can be added to any stock design or submit your own for a custom look.



WOOD VENEER SHEETS- 10 MIL PAPER BACKING

- 1/42" THICK GENUINE WOOD VENEER
- BOOK MATCHED • SANDED & TENDERIZED
- VENEER IS PERMANENTLY BONDED UNDER HEAT AND PRESSURE TO THE PAPER BACKING.

Products On This Page Are Book Matched



BOOK MATCHING

OPTIONAL
GLUE SHEET AVAILABLE:
2 Ft. High Roll x Any Amount
Of Running Feet
PART #
GLUE-SHT



2 Ft. x 8 Ft. Sheets • No Adhesive

PART #	WOOD SPECIES	TYPE OF CUT
CV28N-CH	Cherry	Flat
CV28N-HC	Hickory	Flat
CV28N-MP	Maple	Flat
CV28N-RO	Red Oak	Flat
CV28N-WAL	Walnut	Flat
CV28N-WA	White Ash	Flat
CV28N-WB	White Birch	Rotary
CV28N-WO	White Oak	Flat

4 Ft. x 8 Ft. Sheets • No Adhesive

PART #	WOOD SPECIES	TYPE OF CUT
CV48CH	Cherry	Flat
CV48HC	Hickory	Flat
CV48MP	Maple	Flat
CV48RO	Red Oak	Flat
CV48WAL	Walnut	Flat
CV48WA	White Ash	Flat
CV48WB	White Birch	Rotary
CV48WO	White Oak	Flat

Other Exotic 2 Ft. x 8 Ft. Sheets • No Adhesive

■ (Must order 2' x 8' sheet in multiples of 2)

PART #	WOOD SPECIES	TYPE OF CUT
CV28N-AM	African Mahogany	Flat
CV28N-AM-Q	African Mahogany	Quarter Figured
CV28N-AMR	African Mahogany	Ribbon
CV28N-AN	Anigre	Flat
CV28N-AN-QF	Anigre	Quarter Figured
CV28N-BE	Beech	Flat
CV28N-MBE-H	Birdseye Maple	Heavy
CV28N-MBE-M	Birdseye Maple	Medium
CV28N-BUT	Butternut	Flat
CV28N-CM	Curly Maple	Flat
CV28N-EBY-Q	Ebony	Quarter
CV28N-KP	Knotty Pine	Flat
CV28N-PEC	Pecan	Flat
CV28N-RO-RC	Red Oak	Rift
CV28N-SAP-Q	Sapeli	Quarter
CV28N-TK	Teak	Flat
CV28N-TK-Q	Teak	Quarter
CV28N-WA-Q	White Ash	Quarter
CV28N-WO-RC	White Oak	Rift
CV28N-ZW	Zebrawood	Flat

2 Ft. x 8 Ft. Sheets • with Peel & Stick Adhesive

PART #	WOOD SPECIES	TYPE OF CUT
CV28CH	Cherry	Flat
CV28HC	Hickory	Flat
CV28MP	Maple	Flat
CV28RO	Red Oak	Flat
CV28WAL	Walnut	Flat
CV28WA	White Ash	Flat
CV28WB	White Birch	Rotary
CV28WO	White Oak	Flat

4 Ft. x 8 Ft. Sheets • with Peel & Stick Adhesive

PART #	WOOD SPECIES	TYPE OF CUT
CV48A-CH	Cherry	Flat
CV48A-HC	Hickory	Flat
CV48A-MP	Maple	Flat
CV48A-RO	Red Oak	Flat
CV48A-WAL	Walnut	Flat
CV48A-WA	White Ash	Flat
CV48A-WB	White Birch	Rotary
CV48A-WO	White Oak	Flat

Other Exotic 4 Ft. x 8 Ft. Sheets • No Adhesive

PART #	WOOD SPECIES	TYPE OF CUT
CV48AM	African Mahogany	Flat
CV48AM-Q	African Mahogany	Quarter Figured
CV48AMR	African Mahogany	Ribbon
CV48AN	Anigre	Flat
CV48AN-QF	Anigre	Quarter Figured
CV48BE	Beech	Flat
CV48MBE-H	Birdseye Maple	Heavy
CV48MBE-M	Birdseye Maple	Medium
CV48BUT	Butternut	Flat
CV48CM	Curly Maple	Flat
CV48HM	Honduras Mahogany	Flat
CV48KP	Knotty Pine	Flat
CV48PEC	Pecan	Flat
CV48RO-RC	Red Oak	Rift
CV48TK	Teak	Flat
CV48TK-Q	Teak	Quarter
CV48WA-Q	White Ash	Quarter
CV48WO-RC	White Oak	Rift
CV48ZW	Zebrawood	Flat
CV48ALD	Clear Red Alder	Flat

New

NOTE: OTHER SIZES AND BACKERS ARE AVAILABLE.
SOME MINIMUMS DO APPLY. PLEASE INQUIRE.

Please Note: Do not apply to sheet rock or drywall. Any exterior surface plastic laminate or melamine board.
Apply 2 coats of contact adhesive to porous substrates.

WOOD OVER WOOD

Wood over wood laminate is composed of two wood veneer faces permanently bonded with the grain of the face running perpendicular to the grain of the back. The result is a dimensionally stable product which minimizes the wood veneer's tendency to expand and contract across the grain.



- 2 ft. or 4 ft. x 8 ft. sheets
- .035 thickness
- No bubbling
- No ridging
- No phenolic or foil backer lines
- Flexibility
- 100% surface sanded
- With or without adhesive



2 Ft. x 8 Ft. Sheets • No Adhesive

■ (Must order 2' x 8' sheet in multiples of 2)

PART #	WOOD SPECIES	TYPE OF CUT
WOW28AN-Q	Anigre	Quartered Figured
WOW28AH	Ash	Flat
WOW28CH	Cherry	Flat
WOW28HM	Honduras Mahogany	Flat
WOW28MP	Maple	Flat
WOW28RO	Red Oak	Flat
WOW28WAL	Walnut	Flat
WOW28WB	White Birch	Rotary
WOW28WO	White Oak	Flat

2 Ft. x 8 Ft. Sheets • with Peel & Stick Adhesive

■ (Must order 2' x 8' sheet in multiples of 2)

PART #	WOOD SPECIES	TYPE OF CUT
WOW28A-AN-Q	Anigre	Quartered Figured
WOW28A-AH	Ash	Flat
WOW28A-CH	Cherry	Flat
WOW28A-HM	Honduras Mahogany	Flat
WOW28A-MP	Maple	Flat
WOW28A-RO	Red Oak	Flat
WOW28A-WAL	Walnut	Flat
WOW28A-WB	White Birch	Rotary
WOW28A-WO	White Oak	Flat

4 Ft. x 8 Ft. Sheets • No Adhesive

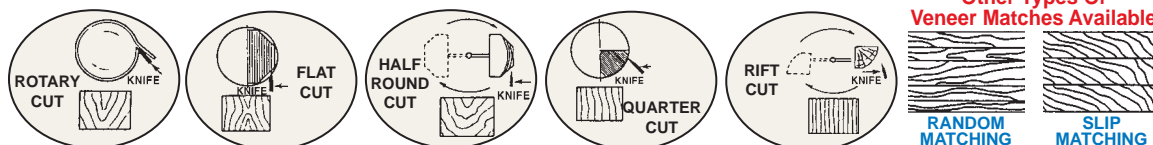
PART #	WOOD SPECIES	TYPE OF CUT
WOW48AN-Q	Anigre	Quartered Figured
WOW48AH	Ash	Flat
WOW48CH	Cherry	Flat
WOW48HM	Honduras Mahogany	Flat
WOW48MP	Maple	Flat
WOW48RO	Red Oak	Flat
WOW48WAL	Walnut	Flat
WOW48WB	White Birch	Rotary
WOW48WO	White Oak	Flat

4 Ft. x 8 Ft. Sheets • with Peel & Stick Adhesive

PART #	WOOD SPECIES	TYPE OF CUT
WOW48A-AN-Q	Anigre	Quartered Figured
WOW48A-AH	Ash	Flat
WOW48A-CH	Cherry	Flat
WOW48A-HM	Honduras Mahogany	Flat
WOW48A-MP	Maple	Flat
WOW48A-RO	Red Oak	Flat
WOW48A-WAL	Walnut	Flat
WOW48A-WB	White Birch	Rotary
WOW48A-WO	White Oak	Flat

TYPES OF VENEER CUTS

The manner in which veneers are cut is an important factor in producing the various visual effects obtained. Two logs of the same species, but with their veneers cut differently, will have entirely different visual characteristics even though their colors are similar.




Also Available 20 Mil

Please Note: Do not apply to sheet rock or drywall. Any exterior surface plastic laminate or melamine board. Apply 2 coats of contact adhesive to porous substrates.

FOAMKORE

- A new lightweight alternative to traditional panels.
- Foamkore is appropriate for use in areas where weight is a concern.
- Up to 80% reduced weight when compared to MDF, plywood or particle board.
- Foamkore is constructed with a polystyrene foam core with higher density face panels to provide a strong lightweight panel with structural integrity.
- The use of glue, staples, nails, screws and other similar fasteners will allow the panel to be physically and structurally attached to other materials.



PART #	DESCRIPTION	FACE & BACK
FK-34HB	4' x 8' x 3/4"	.080 Hardboard
FK-1HB	4' x 8' x 1"	.080 Hardboard
FK-15HB	4' x 8' x 1-1/2"	.080 Hardboard
FK-34FB	4' x 8' x 3/4"	1/8" Fiberboard
FK-1FB	4' x 8' x 1"	1/8" Fiberboard
FK-15FB	4' x 8' x 1-1/2"	1/8" Fiberboard

KERFKORE®

- A flexible product that can be formed into curves and radii as small as 3-1/2".
- Consists of a core of kerfed particleboard, plywood or MDF with a very flexible latex impregnated face paper.
- Allows face material of HPL, veneers, metals and other semi-rigid materials.
- Also available in a two-sided product. It is made similar to the single-sided product but has a phenolic impregnated backer sheet on it to allow the user to determine the kerfs.
- An excellent substrate to use where repetitive actions are needed.
- Grooves run in 8 ft. direction.



PART #	THICKNESS	SHEET
KFK-14S	1/4"	4' x 8' single side
KFK-12S	1/2"	4' x 8' single side
KFK-34S	3/4"	4' x 8' single side
KFK-34D	3/4"	4' x 8' double side

FIRST Laminate Flat ~ Then Shape



Step 1
Lay Kerfkore on a flat surface. Remove all dust and debris for a clean surface.



Step 2
Apply glue to black latex paper side. Adhere pre-cut laminate or veneer.



Step 3
Apply pressure to laminate to adhere.



Step 4
Trim edges, if necessary.



Final Step
Finished product - now you can shape for desired application.

THE KERFKORE® COMPANY

SHAPE FIRST ~ THEN LAMINATE

FLEXBOARD

- Hardboard face is ready for painting or laminating.
- Face maybe covered with a wide variety of materials: veneer, laminate, metal, fabric, etc.
- Panels are dimensionally sized to have same thickness.
- Can bend to a 10" radius.

PART #	THICKNESS	SHEET
FXB-34	3/4"	4' x 8'
FXB-34V	3/4"	8' x 4'



TIMBERFLEX


- Smooth 1/8" poplar face that's ready to paint, stain or cover with laminate without the need for patching and sanding.
- Panels bend uniformly without dips, valleys or hard spots.
- Panels are dimensionally sized to have the same thickness throughout to assure excellent seam hiding characteristics.
- Can bend to a 5" radius.

PART #	THICKNESS	SHEET
TF-12V	1/2"	8' x 4'
TF-34	3/4"	4' x 8'
TF-34V	3/4"	8' x 4'

ECONOKORE

- Economical substitute for bending panels.
- No sanding or patching required.
- Unique 2-ply product that gives you the ability to form curves with less labor and less cost.
- Made of processed MDF core with a high density overlay.
- Can bend to a 6" radius.

PART #	THICKNESS	SHEET
ECK-14V	1/4"	8' x 4'
ECK-38	3/8"	4' x 8'
ECK-38V	3/8"	8' x 4'



FAUX STONE PANELS

Cloned From
Nature

IN
STOCK

The "Stone Clone Collection"

Create the authentic look of real stone
with our easy to install and
cost effective
"Stone Clone"
collection.



Ledge stone



Stonewall



Rockwall

Replicating color and textures taken straight from nature, the endless applications of our realistic lightweight, ready to install panels can become the highlight of your next project.



FAUX STONE PANELS

The "Stone Clone Collection"

HIGH DENSITY POLYURETHANE INTERLOCKING PANELS

3 Styles & 2 Finishes

- Interlocking system allows for seamless connection
- Suitable for indoor or outdoor use. (U.V. stabilized)
- Lightweight, easy application with ordinary woodworking tools
- Pre-finished, mortar free and impact resistant



Cloned From Nature

LEDGESTONE PANELS

Actual Size: 48-3/4" W x 19-1/8" H x 1-5/8" Thick



Coverage per panel: approx. 5.50 sq. ft.

SCS-10-DT
Desert Tan



SCS-10-BB
Bel Air Blue

STONEWALL PANELS

Actual Size: 48-3/4" W x 18-1/8" L x 1-1/8" Thick




Coverage per panel: approx. 5.50 sq. ft.

SCS-30-DT
Desert Tan



SCS-30-BB
Bel Air Blue



ROCKWALL PANELS

Actual Size: 48" W x 18-7/8" H x 2" Thick



Coverage per panel: approx. 5.50 sq. ft.

SCS-20-DT
Desert Tan



SCS-20-BB
Bel Air Blue

SAMPLES
Add (-SAMP) to any part number for 12" x 9" Sample

FULL SAMPLE KIT
SCS-SAMP-KIT
(includes a 12" x 9" sample of all 6 Stone Clone panels)



ADH1
PL Premium Adhesive
10.6 oz. cartridge



TPG-BLACK
Black Grout
10.3 oz. cartridge



FAUX STONE PANELS

2 ft. x 4 ft. High Density Polyurethane Panels

Achieve the look of: Realistic surfaces for a fraction of the cost with a new innovative building material!

STANDARD

Allows you to create your own design



Approximately 8 sq. ft.

INTERLOCKING

Allows for a totally seamless look




Approximately 7 sq. ft.

4pc Min.

Completely finished and perfect for indoor or outdoor use. Choose from our standard panels or our interlocking for an even more seamless look.

New Interlocking Panel Connection



INTERIOR

Highly durable, provides good value



EXTERIOR

Weather proof, UV stable



- No Finishing needed
- No Waterproofing
- Mortar-Free Installation
- Lightweight
- Impact resistant
- Install with ordinary woodworking tools
- Fire rated available, please inquire
- ASTM-E-84 class A fire rating available, please inquire

FAUX STONE PANELS

Available in both:
Interlocking (approx. 7 ft.)
Standard (approx. 8 ft.)

Panels are approx. 3/4" thick


STANDARD PANELS AVAILABLE IN:
Brick (Dk. Grout) - TPP-18
and White - TPP-55

BRICK COLLECTION



LARGE CORNERS

2 ft. High x 10" Wide x 10" Wide x 2" Thick



TPC-BRK1C WORKS WITH TPP-18, TPP-28
TPC-BRK2C WORKS WITH TPP-29
TPC-BRK3C WORKS WITH TPP-38
TPC-BRK4C WORKS WITH TPP-55, TPP-56

LEDGERS



4' Length x 3-1/2" Height x 2" Thick

Red Brick Dk. Grout (TPP-18 & TPP-28) color: DARK CHERRY LEG-DKC9
Red Brick Lt. Grout (TPP-29) color: LIGHT GRAY LEG-LTG-13

SMALL CORNERS



4' Tall x 3" Wide (each side) x 1" Thick

Red Brick Dk. Grout (TPP-18 & TPP-28) color: DARK CHERRY COR-DKC9
Red Brick Lt. Grout (TPP-29) color: LIGHT GRAY COR-LTG-13
Brick Tan (TPP-38) color: BROWN COR-BR3

Due to photographic imaging, products may vary slightly in color

PLEASE NOTE: WHEN JOINING INTERLOCKING PANELS, THE ENDS MAY REQUIRE SOME FILLING TO FIT.

ADHESIVE & GROUT



PL Premium Adhesive ADH1 10.6 oz. cartridge

3/8" bead yields approx 24 lineal feet per cartridge. (The average panel will require approx 12 lineal feet of adhesive per panel)



Color Matched Grout 10.3 oz. cartridge

PART #	WORKS WITH PART# TPP-
TPG-BROWN	17, 21, 23, 25, 31, 32, 37
TPG-BLACK	16, 18, 22, 26, 28, 33, 40
TPG-DARGRAY	20, 24
TPG-LIGGRAY	29, 39
TPG-TAN	38
TPG-WHITE	55, 56

TPP-SAMPKIT



This sample kit consists of 6" x 7" cut samples of all Faux Stone Panels

FAUX STONE PANELS

2 FT. x 4 FT. DENSITY POLYURETHANE PANELS

4pc Min.

STACKED STONE COLLECTION

FAUX STONE PANELS

Available in both:
Interlocking (approx. 7 ft.)
Standard (approx. 8 ft.)

Panels are approx. 3/4" thick



STANDARD PANELS AVAILABLE IN:
Stacked Stone Tan - TPP-23,
Stacked Stone Gray - TPP-22,
Stacked Stone Light Tan, TPP-21



STACKED STONE CORNERS

4' Tall x 3" Wide (each side)
x 1" Thick

Available in Light Tan,
Tan, Light Gray, Gray

COR-LTT-SS (Lt. Tan)
COR-TAN-SS (Tan)
COR-LTG-SS (Lt. Gray)
COR-GRAY-SS (Gray)

LEDGERS



4' Length x 3-1/2" Height x 2" Thick

Stacked Stone Tan
(TPP-23) Color:
DARK BROWN LEG-DKB7

Stacked Stone Gray
(TPP-22) Color:
DARK GRAY LEG-DKG11

Stacked Stone Light Tan
(TPP-21) Colors:
CREAM LEG-CRM5
LIGHT TAN LEG-LTT-15

Stacked Stone Light
Gray (TPP-39) Color:
BLUE GRAY LEG-BLG1

SMALL CORNERS



4' Tall x 3" Wide (each side) x 1" Thick

Stacked Stone Tan
(TPP-23) Color:
DARK BROWN COR-DKB7

Stacked Stone Gray
(TPP-22) Color:
DARK GRAY COR-DKG11

Stacked Stone Light Tan
(TPP-21) Colors:
CREAM COR-CRM5
LIGHT TAN COR-LTT-15

Stacked Stone Light
Gray (TPP-39) Color:
BLUE GRAY LEG-BLG1

STONEWALL COLLECTION

FAUX STONE PANELS

Available in both:
Interlocking (approx. 7 ft.)
Standard (approx. 8 ft.)

Panels are approx. 3/4" thick



STANDARD PANELS AVAILABLE IN:
Stonewall Tan, TPP-17,
Stonewall Gray, TPP-16,
Stonewall Light Gray, TPP-20

LEDGERS



4' Length x 3-1/2" Height x 2" Thick

Stonewall Tan (TPP-17) Colors:
DARK BROWN LEG-DKB7
CREAM LEG-CRM5
LIGHT TAN LEG-LTT-15

Stonewall Gray
(TPP-16) Color:
DARK GRAY LEG-DKG11

Stonewall Light Gray
(TPP-20) Color:
BLUE GRAY LEG-BLG1

SMALL CORNERS



4' Tall x 3" Wide (each side) x 1" Thick

Stonewall Tan (TPP-17) Colors:
DARK BROWN COR-DKB7
LIGHT TAN COR-LTT-15

Stonewall Light Tan
(TPP-37) Color:
CREAM COR-CRM5

Stonewall Gray
(TPP-16) Color:
DARK GRAY COR-DKG11

Stonewall Light Gray (TPP-20) Color: BLUE GRAY LEG-BLG1

LARGE CORNERS

2 ft. High x 10" Wide x 10" Wide x 2" Thick



Stonewall Tan
TPC-STWTC
WORKS WITH
TPP-17, TPP-25

Stonewall Gray
TPC-STWGC
WORKS WITH
TPP-16, TPP-26

Stonewall
Light Gray
TPC-STWLCG
WORKS WITH
TPP-20, TPP-24

Stonewall
Light Tan
TPC-STWLTC
WORKS WITH
TPP-37

Due to photographic imaging,
products may vary slightly in color

PLEASE NOTE: WHEN JOINING INTERLOCKING PANELS, THE ENDS MAY REQUIRE SOME FILLING TO FIT.

FAUX STONE PANELS

Deco Stone Panels

Deco stone panels are molded from High Density Polyurethane. Actual stones were used to create our intricate patterns and realistic colors. Hand painted to match the natural stone they represent. Premium Sherwin William exterior paints are used to ensure years of lasting beauty.

Each panel covers approximately 7-1/2 square feet & weighs about 7 pounds each.


- Panel Size: 46-3/4" W x 24" H x 2" Thick
- For use indoors or out.
- Moisture and insect resistant.
- Lightweight for shipping purposes and easy installation.
- 100% free of ozone depleting chloro-floro carbons.

4pc Min.



LAJA

(Random Mixed Patterns)



LAJA-CLEAR



LAJA-DURANGO



LAJA-LUCERNA



LAJA-SANTAFE



LAJA-SMOKED

FACE ROCK

(Random Mixed Patterns)




FACE-MICHIGAN



FACE-POTOMAC



FACE-SANMARINO



FACE-SUNSET



FACE-TUDOR

** 7" x 8" SAMPLE PANEL PIECE AVAILABLE - PLEASE INQUIRE*

FAUX STONE PANELS

Deco Stone Panels

Panel Size: 46-3/4" W x 24" H x 2" Thick

STACKED STONE



STACK-ASPEN



STACK-PONDEROSA



STACK-POTOMAC



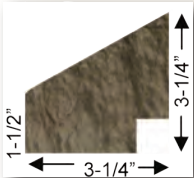
STACK-ROSEWOOD



STACK-TUDOR


* 7" x 8" SAMPLE PANEL PIECE AVAILABLE - PLEASE INQUIRE

LEDGERS



PART #	WORKS WITH
LAJA-LED-CLEAR	LAJA-CLEAR
LAJA-LED-DURANGO	LAJA-DURANGO
LAJA-LED-LUCERNA	LAJA-LUCERNA
LAJA-LED-SANTAFE	LAJA-SANTAFE
LAJA-LED-SMOKED	LAJA-SMOKED
FACE-LED-MICHIGAN	FACE-MICHIGAN
FACE-LED-POTOMAC	FACE-POTOMAC
FACE-LED-SANMARINO	FACE-SANMARINO
FACE-LED-SUNSET	FACE-SUNSET
FACE-LED-TUDOR	FACE-TUDOR
STAC-LED-ASPEN	STACK-ASPEN
STAC-LED-PONDEROSA	STACK-PONDEROSA
STAC-LED-POTOMAC	STACK-POTOMAC
STAC-LED-ROSEWOOD	STACK-ROSEWOOD
STAC-LED-TUDOR	STACK-TUDOR

TRIM



PART #	WORKS WITH
LAJA-TRM-CLEAR	LAJA-CLEAR
LAJA-TRM-DURANGO	LAJA-DURANGO
LAJA-TRM-LUCERNA	LAJA-LUCERNA
LAJA-TRM-SANTAFE	LAJA-SANTAFE
LAJA-TRM-SMOKED	LAJA-SMOKED
FACE-TRM-MICHIGAN	FACE-MICHIGAN
FACE-TRM-POTOMAC	FACE-POTOMAC
FACE-TRM-SANMARINO	FACE-SANMARINO
FACE-TRM-SUNSET	FACE-SUNSET
FACE-TRM-TUDOR	FACE-TUDOR
STAC-TRM-ASPEN	STACK-ASPEN
STAC-TRM-PONDEROSA	STACK-PONDEROSA
STAC-TRM-POTOMAC	STACK-POTOMAC
STAC-TRM-ROSEWOOD	STACK-ROSEWOOD
STAC-TRM-TUDOR	STACK-TUDOR

CORNERS

PART #	WORKS WITH
LAJA-COR-CLEAR	LAJA-CLEAR
LAJA-COR-DURANGO	LAJA-DURANGO
LAJA-COR-LUCERNA	LAJA-LUCERNA
LAJA-COR-SANTAFE	LAJA-SANTAFE
LAJA-COR-SMOKED	LAJA-SMOKED
FACE-COR-MICHIGAN	FACE-MICHIGAN
FACE-COR-POTOMAC	FACE-POTOMAC
FACE-COR-SANMARINO	FACE-SANMARINO
FACE-COR-SUNSET	FACE-SUNSET
FACE-COR-TUDOR	FACE-TUDOR
STAC-COR-ASPEN	STACK-ASPEN
STAC-COR-PONDEROSA	STACK-PONDEROSA
STAC-COR-POTOMAC	STACK-POTOMAC
STAC-COR-ROSEWOOD	STACK-ROSEWOOD
STAC-COR-TUDOR	STACK-TUDOR



FAUX STONE PANELS Decorative Stone Veneers

Decorative stone veneers are a resin based panel system designed to simulate natural stone. Create the same look as natural stone facades without the high cost and installation hassle.



- ★ **LIGHTWEIGHT AND READY TO INSTALL**
- ★ **USE INDOORS OR OUTDOORS**
- ★ **RESISTANT TO PESTS, CRACKING, UV FADING, MOLD & MOISTURE DAMAGE**

Use virtually anywhere natural stone panels are used, including:

- ***Building facades***
- ***Patios***
- ***Barbecues***
- ***Pool/Spa areas and other exterior locations...***



...or indoor feature walls, fire surrounds, recreational rooms, offices and more!




FAUX STONE PANELS

Decorative Stone Veneers

2' x 4' RESIN INTERLOCKING PANELS
(4 PIECE MINIMUM ORDER)


3-4 wk
Production Time

COLORADO LEDGE STONE PANELS



DSV-COL-GRAY
Oxford Gray

1-1/4" Thickness



DSV-COL-SAND
Desert Sand

KENTUCKY LEDGE STONE PANELS



DSV-KEN-GRAY
Oxford Gray

1-1/4" Thickness



DSV-KEN-SAND
Desert Sand

DAKOTA STACKED STONE PANELS




DSV-DAK-GRAY
Oxford Gray

1-1/2" Thickness



DSV-DAK-SAND
Desert Sand

Interlocking Panel Connection



Hidden Seams



Completely finished and perfect for indoor or outdoor use.

LEDGE TRIM

1-3/4" x 3" x 48"



DSV-LED-GRAY
Oxford Gray



DSV-LED-SAND
Desert Sand

OUTSIDE CORNER TRIM

2-3/4" x 2-3/4" x 48"

DSV-OUT-GRAY
Oxford Gray



DSV-OUT-SAND
Desert Sand

INSIDE CORNER TRIM

3-1/2" x 3-1/2" x 48"

DSV-INS-GRAY
Oxford Gray



DSV-INS-SAND
Desert Sand

★ *PL Premium Adhesive*
suggested with installation
10.6 oz. cartridge
ADH1



6" x 6" SAMPLE PANEL PIECE AVAILABLE - PLEASE INQUIRE


NEW ENGLAND CLASSIC® RAISED PANEL WAINSCOTING

CLASSIC TRADITIONAL™ RAISED PANEL Available Primed White or Unfinished Oak Veneer

New England Classic's® Classic Traditional™ raised panel wainscoting brings back the warmth and beauty of fine wood interiors. The system is designed using components that complement each other to provide high quality, fully coordinated interior solutions. The panels are 9", 12", 15" 18" and 23" wide by 23" high. The stiles are 3" wide by 23" high. Combined with different railing systems you can achieve overall heights of 32" and 36". System consists of an engineered wood core and hardwoods and is ready to finish. Plate shelves, backbands and casings are available to accent and neatly finish your job. In addition to the above panels, stiles and rail kits, 6" x 23" panels and 10" x 23" end stiles are also available for meeting the in-between sizes. All mouldings are sold in 8 foot lengths only and the 4" and 8" rail kits can not be broken up for individual component sale.

BENEFITS INCLUDE:

- The look and feel of custom millwork.
- Installs quickly and easily with minimum job site customizing.
- Complete set of installation instructions included with every order.
- Nailing grooves assure proper nailing locations and conceal most nail holes.
- Design minimizes the need for complex coping of joints.
- Veneered panel construction minimizes seasonal shrinkage, splitting and twisting.
- Ready to paint or stain.
- We can help design your layout and estimate your material needs. All you need to do is fill out our design layout sheet and we can provide a detailed drawing and material list.

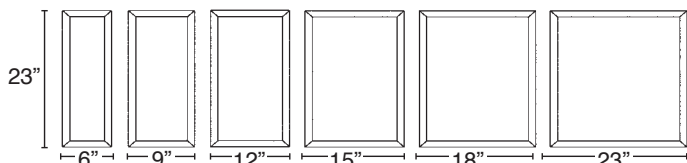


PANEL PACKS **SOLD IN FULL BOXED QUANTITIES ONLY**

PART

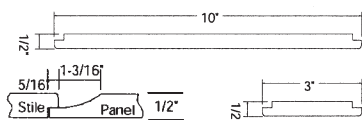
- NRPS-P6*** (4 x 6" Panels) (No Stiles)
- NRPS-P9*** (4 x 9" Panels) (4 x 3" Stiles)
- NRPS-P12*** (4 x 12" Panels) (4 x 3" Stiles)
- NRPS-P15*** (4 x 15" Panels) (4 x 3" Stiles)
- NRPS-P18*** (4 x 18" Panels) (4 x 3" Stiles)
- NRPS-P23*** (4 x 23" Panels) (4 x 3" Stiles)

6" Panel sets do not include center stiles.



THE STILES

3" stiles are used between each panel. 10" stiles are used at ends and trimmed to fit.

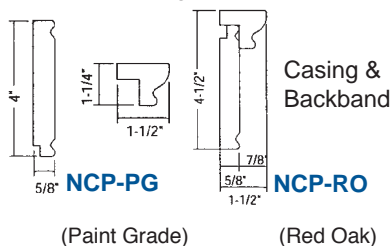


STILE SIZE (WIDTH x HEIGHT)	PART #
3" x 23"	NS3X23*
10" x 23"	NS10X23*



CASING PACK

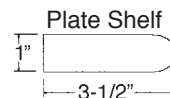
Includes: 3 x 8' Lengths of 4" Casing,
3 x 8' Lengths of backband.



(Paint Grade)

(Red Oak)

THE ACCESSORIES

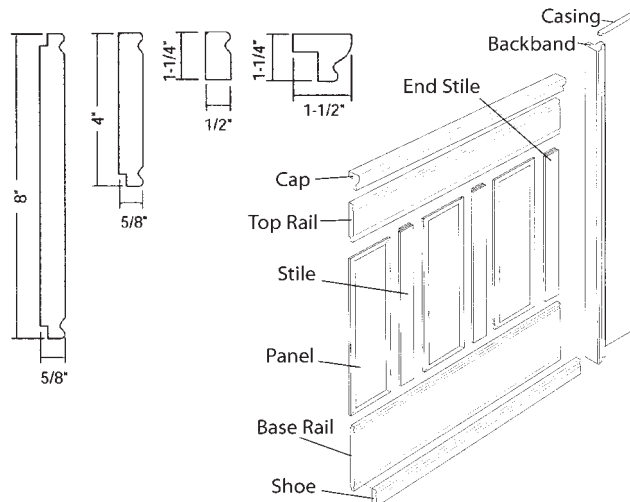


MOULDING TYPE (8 FT. LENGTHS)	PART #
Plate Shelf	NP96*

THE RAIL KITS

Kit Includes: 1 shoe rail, 1 bottom rail (4" or 8"), 1 top rail and 1 cap rail - 8 ft. each.

BOTTOM RAIL HEIGHT/ OVERALL HEIGHT	PART #
4" Kit/32" O.A. Height	NRK4X96*
8" Kit/36" O.A. Height	NRK8X96*



WAINSCOTING



INTERLOCKING BEADED WAINSCOTING COMPLETE 8 FT. KIT


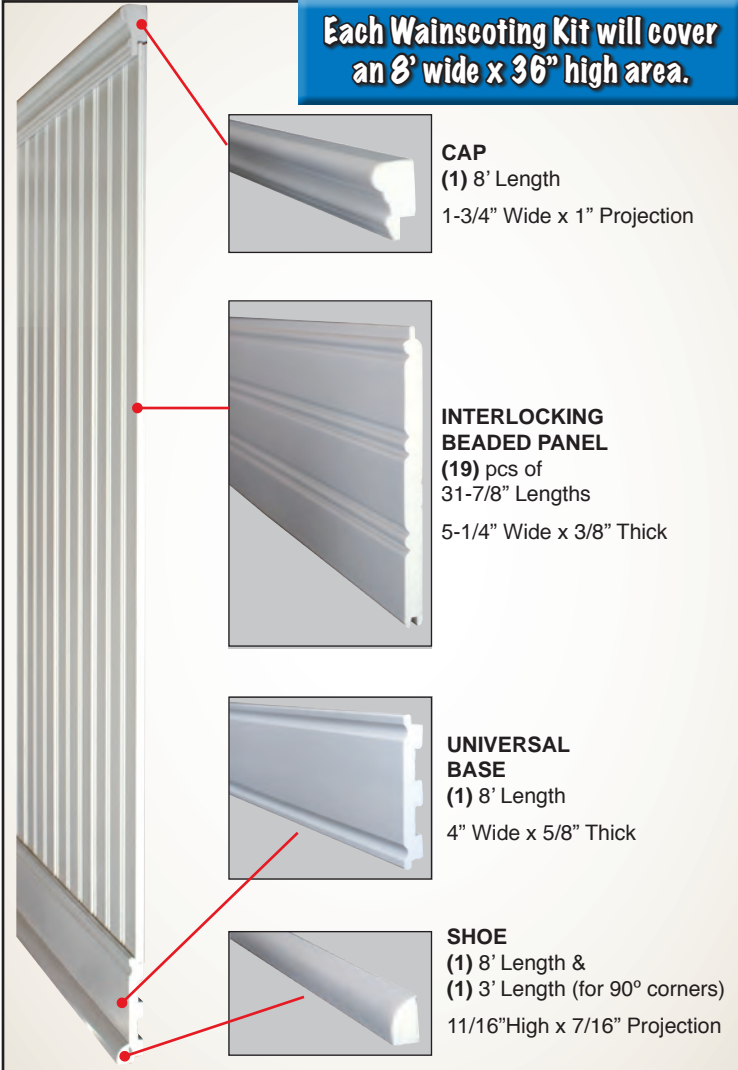
MATERIAL: POLYSTYRENE

Wainscoting is a quick & simple way to enrich and enhance any room decor.

KIT INCLUDES:

WE RECOMMEND PAINTING WHITE WAINSCOT SYSTEM FOR A UNIFORM FINISH

Each Wainscoting Kit will cover an 8' wide x 36" high area.



PRICING:

- WC-KIT-07.....** (Egg Shell White) Paintable
- WC-KIT-05.....** (Walnut/Chestnut)
- WC-KIT-03.....** (Cherry/Mahogany)



MP-25-ADH

The "Original" Hybrid Formula

MP-25-ADH is a high performance, one component, permanently flexible, easy to use, multi-purpose fast cure modified polyurethane sealant. MP-25-ADH cures rapidly when exposed to atmospheric moisture to form a durable bond.

- Use as adhesive or filler.
- Eco-friendly, low VOC's.
- Fast cure.
- Paintable.
- Non-yellowing.

PART #
MP-25-ADH




WAINSCOTING

INTERLOCKING BEADED WAINSCOTING


WE RECOMMEND PAINTING WHITE WAINSCOT SYSTEM FOR A UNIFORM FINISH

WAINSCOTING COMPONENTS



AVAILABLE IN 6 FINISHES POLYSTYRENE • 8 FT. LENGTHS

- Strong & durable
- Economical
- Finished & ready to install
- Moisture resistant
- Endless applications
- For indoor application only



CAP

1-3/4" Wide
x 1" Projection
x 8' Length

PART

FINISH

RPS-0491-05	Walnut/Chestnut
RPS-0491-03	Cherry/Mahogany
RPS-0491-04	Oil Rubbed Bronze
RPS-0491-07	Egg Shell White
RPS-0491-02	Ebony/Black
RPS-0491-08	Silver



INTERLOCKING BEADED PANEL


5-1/4" Wide
x 3/8" Thick
x 8' Length



PART

FINISH

WC-518-05	Walnut/Chestnut
WC-518-03	Cherry/Mahogany
WC-518-04	Oil Rubbed Bronze
WC-518-07	Egg Shell White
WC-518-07-12	Egg Shell White
WC-518-02	Ebony/Black
WC-518-08	Silver



UNIVERSAL BASE

4" Wide
x 5/8" Thick
x 8' Length


PART

FINISH

UNI-BASE-05	Walnut/Chestnut
UNI-BASE-03	Cherry/Mahogany
UNI-BASE-04	Oil Rubbed Bronze
UNI-BASE-07	Egg Shell White
UNI-BASE-02	Ebony/Black
UNI-BASE-08	Silver



Finishes Available:



MP-25-ADH
The "Original"
Hybrid Formula



PART #
MP-25-ADH



SHOE


11/16" High
x 7/16" Projection
x 8' Length

PART

FINISH

RPS-0127-05	Walnut Chestnut
RPS-0127-03	Cherry Mahogany
RPS-0127-04	Oil Rubbed Bronze
RPS-0127-07	Egg Shell White
RPS-0127-02	Ebony/Black
RPS-0127-08	Silver

CAPS (optional) Available in White only




2-5/8" Wide
x 1" High
x 8' Length

PART

FINISH

RPS-0492-07	Egg Shell White
-------------	-----------------



1-1/4" Wide
x 1-1/2" High
x 8' Length

The RPS-0493-07
cap works only with
our Universal Base
or with 1/2" board.

PART

FINISH

RPS-0493-07	Egg Shell White
-------------	-----------------

INTERLOCKING BEADED WAINSCOTING

MATERIAL: POLYSTYRENE

Use these components to achieve a Nantucket Look...

You choose the height of your wainscoting

Use on:
Ceilings,
Walls,
Stairs...

Interior
Use Only



Use in:
Bathrooms,
Dens,
Hallways...



MP-25-ADH
The "Original" Hybrid Formula

MP-25-ADH is a high performance, one component, permanently flexible, easy to use, multi-purpose fast cure modified polyurethane sealant. MP-25-ADH cures rapidly when exposed to atmospheric moisture to form a durable bond.

- Use as adhesive or filler.
- Eco-friendly, low VOC's.
- Fast cure.
- Paintable.
- Non-yellowing.

PART #
MP-25-ADH



See page 554 for more Plastic Panels & page 550 for Wood Panels

PLASTIC EMBOSSED WAINSCOTING


6 Styles & many Finishes to choose from!

- Sized for quick wainscoting applications (30-32"H x 48"W)
- Built in overlap feature to make seams less noticeable
- Extremely lightweight
- Easy to install - using a solvent free FRP Adhesive (*Fiberglass Reinforced Panel*)
- Most designs/finishes are supplied with protective peel coat for added protection during installation
- Fire retardant
- High impact and chemical resistant
- Made in the USA
- Works well with any standard top and base rail of your choice (*See application photo*)




Giant Weave Pattern shown in Welsh Cherry finish.


WAINSCOTING STYLES:




Mini Quadro (30" x 48")
Part # **PWS-3048-MQ***



Giant Weave (30" x 48")
Part # **PWS-3048-GW***




New Orleans (30" x 48")
Part # **PWS-3048-NO***



Ripple (32" x 48")
Part # **PWS-3248-RIP***



Chatham (32" x 48")
Part # **PWS-3248-CH***




Annapolis (32" x 48")
Part # **PWS-3248-AN***



*AVAILABLE FINISHES:


OTHER FINISHES MAY BE AVAILABLE. PLEASE INQUIRE.



White Paintable
(WH)




Mirror Silver
(MS)



Mirror Gold
(MG)



Brushed Aluminum
(BA)



Brushed Copper
(BC)



Crosshatch Silver
(CS)



Antique Bronze
(ANB)



Argent Silver
(AS)



Argent Copper
(AC)



Argent Bronze
(AB)



Light Maple
(LM)

Pearwood
(PW)

Welsh Cherry
(WC)



Bermuda Bronze
(BB)

Argent finishes have color throughout so scratches are less visible. They are perfect for walls in high traffic areas.

LINCRUSTA® ANAGLYPTA® WALL COVERINGS BORDERS & DADO PANELS

Add texture and interest to bring an exciting, unique look into any room with our new Lincrusta®/Anaglypta® Wall Coverings, Borders and Dados. These highly embossed, extraordinarily durable coverings hide your old, uneven or otherwise unsightly walls and ceilings with a supremely versatile surface. Virtually indestructible, our new wall coverings and borders respond magnificently to a wide variety of different decorative techniques including painting, marbleizing, scumbling and glazing. The truly classical designs and physical endurance is matched only by its aesthetic longevity and ease of installation.

LINCRUSTA® BORDERS - 33 Ft. Long Rolls

A linoleum-like material bonded to paper to form deeply embossed friezes which are resistant to knocks and impervious to water.



A. Francesca



B. Adam



C. Anne



D. Empire



E. Cameo



F. Diana



G. Adelphi

	PART #	NAME	TRIMMED HEIGHT	DESIGN REPEAT
A	RD1946	Francesca	11-1/16"	21-1/4"
B	RD1955	Adam	20-7/8"	21"
C	RD1947	Anne	10-1/2"	21"
D	RD1957	Empire	10-7/8"	21"
E	RD1948	Cameo	11"	21-1/8"
F	RD1958	Diana	11-1/16"	21-1/4"
G	RD1949	Adelphi	10-5/8"	21-1/8"

Note: The above borders were photographed as finished

LINCRUSTA® WALL COVERINGS - 20-1/2 In. High x 33 Ft. Long Rolls




RD1583



RD1583 Elizabeth
Trimmed Height: 21"
Design Repeat: 10-9/16"



RD1650 Georgian
Trimmed Height: 21"
Design Repeat: 14-3/8"



RD1954 Byzantine
Trimmed Height: 21"
Design Repeat: 21"



RD1650

ANAGLYPTA® SUPADURABLE -
 20-1/2" High x 33 Ft. Long Rolls

Anaglypta® Supadurable has a deep, pronounced emboss with great resilience to heavy wear. The toughness of the relief makes it suitable for high traffic areas, such as hallways and stairways, public places or wherever good looks and low maintenance are a high priority. The inherent qualities are due to the combination of virgin pulp, from managed forests, mixed with cotton fibers making it a natural product. All are suitable for walls and many of designs can be used on ceilings in keeping with the Victorian Style.



RD137 Alfred
 Design Repeat: 21"



RD151 Spencer
 Design Repeat: 4"



RD630 Charles
 Design Repeat: 10-1/2"



RD151



RD0647 Alexander
 Design Repeat: 7"



RD648 Howard
 Design Repeat: 10-1/2"



RD655 Seymour
 Design Repeat: 10-1/2"

ANAGLYPTA® LUXURY VINYL WALL COVERINGS -
 20-1/2 In. High x 33 Ft. Long Rolls

Combines a warm, tough and luxurious appearance. Anaglypta® Luxury Vinyl is washable when painted with latex semigloss which also highlights the relief in the design. Its modern manufacturing method also stops the emboss from becoming permanently crushed during hanging or use. Being flat backed, it is easy to hang on ceilings & walls.



RD750



Louisa

RD750
 Design Repeat: 25-1/4"



Wildacre

RD803
 Design Repeat: 12-5/8"



Turner Tile

RD80000
 Design Repeat: 8-1/2"



Blarney Marble Stripe

RD80011
 Design Repeat: 12-5/8"



Maxwell

RD671
 Design Repeat: 6-1/4"



High Leaf

RD80026
 Design Repeat: 25-1/4"



High Trad

RD80027
 Design Repeat: 25-1/4"



Folder Paper

RD80028
 Design Repeat: 25-1/4"



Egon

RD80029
 Design Repeat: 25-1/4"

ANAGLYPTA® ORIGINAL -
20-1/2" High x 33 Ft. Long Rolls

Anaglypta® Original remains unsurpassed, still made in the traditional manner by bonding two pieces of paper together. Only now, it is made from recycled paper and a quantity of virgin pulp, from managed forests, to give it strength. Easy to handle, hard-wearing and versatile, Anaglypta Original is suitable for walls and ceilings. There are many different patterns and styles to choose from; some dating back to the early twentieth century.



RD124 Derby
 Design Repeat: 3-1/2"



RD125 Berkeley
 Design Repeat: 5-1/2"



RD314 Wilton
 Design Repeat: 10-1/2"



RD125



RD340 Townsend
 Design Repeat: 3-1/2"



RD341 Portland
 Design Repeat: 10-1/2"



RD392 Tudor
 Design Repeat: 2"



RD335 Dryden
 Design Repeat: 7"

ANAGLYPTA® DADO PANELS -

3-1/4 Ft. High x 23 Ft. Long Rolls (10 Panels per roll)

Anaglypta® Dado Panels create a period story spanning centuries. Inspirational design styles ranging from Gothic to Neo-Classical are included in this Heritage Collection.



Neo-Classical

RD06670
 Design Repeat: 24"




Gothic

RD06680
 Design Repeat: 12-1/2"



Oriental

RD06700
 Design Repeat: 12-1/2"



Rococo

RD06730
 Design Repeat: 12-1/2"

SOLID RED OAK & MAPLE TAMBOUR



NOMINAL 1' x 8'

*** Nominal 1' x 10' sheets are available for a limited time. We invite your inquiries.**

NOTE: Additional sizes & styles are available on a special order basis. Please inquire.



NOMINAL 1/4" THICK



PART #	DESCRIPTION
*373-RO	3/4" Center-60° Groove-3/16" Thick
*373-MP	3/4" Center-60° Groove-3/16" Thick
*374-RO	3/4" Center-60° Groove-1/4" Thick

NOMINAL 5/16" THICK



PART #	DESCRIPTION
*383-RO	3/4" Center Half Round-5/16" Thick
*383-MP	3/4" Center Half Round -5/16" Thick

7 OZ. BROWN DUCK CANVAS BACKING

All of the above tambours are designed for wall applications only. If you want to use them as functional doors, we suggest you purchase our special 7 oz. brown duck canvas backing. They can be easily attached with standard fabric adhesive. Canvas is available nominal 4.5 ft. wide. Actual width is approximately 52". Must be sold in increments of 9 square feet.

PART #
CANVAS

DECORATIVE TAMBOUR

NOMINAL 4' x 8' GROOVE STYLES:



PLEASE NOTE:
*Decorative Tambour Is Not Recommended For Functional Doors.
Custom Laminates & Veneer Faced Tambours Are Available-we Invite Your Inquiries.*

PART #	DESCRIPTION	GROOVE STYLE	CORE	NOMINAL THICKNESS
METALLIC FINISH: SATIN OR BRUSHED				
371A	Genuine Brushed Aluminum .025 w/Black Painted Grooves	D	1/8" Hardboard	3/16"
PAINTABLE TAMBOUR				
267	Unfinished Tempered Hardboard	B	1/8" Hardboard	5/32"
367	Unfinished Tempered Hardboard	D	1/8" Hardboard	5/32"
1267	Unfinished Tempered Hardboard Door w/Cloth Back	B	1/8" Hardboard	5/32"
WOOD VENEER				
231-A	Unfinished Red Oak Veneer	B	1/8" Fiberboard	3/16"
231-A-MP	Unfinished Maple Veneer	B	1/8" Fiberboard	3/16"
331-A	Unfinished Red Oak	D	1/8" Fiberboard	3/16"
331-A-MP	Unfinished Maple Veneer	D	1/8" Fiberboard	3/16"

FLEX-SHEET

FLEXIBLE REAL GLASS MIRROR SHEETS

CLASS A FIRE RATING

COLORS AVAILABLE IN CLEAR MIRROR OR SMOKE MIRROR

(finish may vary from sheet to sheet)

SHEET SIZE:

23-1/2" x 23-1/2" (3.84 SQ. FT.) x
Approx. 3/32" Thick



- Adaptable to mostly any wall surface configuration.
- Each edge of mirror is hand radius for a satin like finish.
- Fabric backing makes installation simple.

PART #	COLOR
GM5X5-101	Clear
GM5X5-130	Smoke
GM1X1-101	Clear
GM1X1-130	Smoke
GM5X1-101	Clear
GM5X1-130	Smoke
GM5X2-101	Clear
GM5X2-130	Smoke

GM5X5-1/2" SQUARES	GM1X1-1" SQUARES	GM5X1-1/2" x 1" RECTANGLES	GM5X2-1/2" x 2" RECTANGLES

ADHESIVES

PART #	SIZE	COVERAGE
1000/NS-GAL	Gallon	100 SQ. FT.
1000/NS-QT	Quart	25 SQ. FT.


ROLLED CORK - FACING QUALITY



- Ideal For Bulletin Board/ Wall Facing Applications.
- Rolls Have A 48" Usable Width. (Actual Width Is Nominal 49").



Renewable Resources



TECHNICAL SPECIFICATIONS

MATERIAL: CORK BINDER: POLYURETHANE
STANDARD RANGE: FACING QUALITY GRANULE SIZE: 1-3mm
TYPICAL VALUES

DENSITY MINIMUM Kg/m3 (pcf)	200 (12.5)
COMPRESSION %	20-40
RECOVERY MINIMUM %	70
TENSILE STRENGTH (*) KPa (psi)	L-483 (70) T-311 (45)

(*) L-test on the longitudinal way.
T-Test on the transversal way.
Test Method: ISO 7322-86
NP 2372-84
CLASSIFICATION:ISO 4714-86
NP 3004-88 Class A



PART #	THICKNESS	ROLL LENGTH
RC-125	3mm (1/8")	200 FT.
RC-250	6mm (1/4")	100 FT.

LOOSE COMPONENTS

BLOCK PATTERNS	BLOCK SIZE	BLOCK THICKNESS
Classic Wave (clear)	6" x 6" or 8" x 8"	2" or 3"
Classic Glacier (wave only)		
Classic Cross Ribbed Alternating (clear)		



CLASSIC WAVE
AB62-CL
AB63-CL
AB82-CL
AB83-CL



CLASSIC CROSS RIBBED ALTERNATING
ABRP62-CL
ABRP63-CL
ABRP82-CL
ABRP83-CL



CLASSIC FROSTED GLACIER
ABFR62-CL
ABFR63-CL
ABFR82-CL
ABFR83-CL

Frosted on one side only



T-BAR
FOR FRAMING/MOUNTING ACRYLIC BLOCKS



3-1/2" wide

1/4" height

COLOR - WHITE
MATERIAL - PVC
LENGTH - 5 Ft. long

Ctn. Quantity -
 10 pcs

T-BAR



CLIPS

1 pack of clips are required for every 6 blocks.
MINIMUM
 12 pcs. per pack

AB-CLIP

BLOCK ACCESSORIES

not included

Hy-Lite® Acrylic Blocks are 70% lighter than glass.

Multiple patterns allow you to choose a block style that complements your special interior design concept.



LOOSE COMPONENTS

Acrylic blocks snap together with ease. No clips required.



BLOCK PATTERNS	BLOCK SIZE	BLOCK THICKNESS
Design Wave (clear)	6" x 6", 8" x 8", or 9" x 9"	1-1/2" or 3"
Design Glacier (clear one side, frosted other side)		
Design Heritage Wave (green)		
Column Ribbed (clear)		

With our Acrylic Blocks, you can create windows of elegance, room dividers, side lights & stairwell accents.

From providing light & architectural style in today's kitchens & baths, to creating focal points & privacy in outdoor spas & pool areas. The applications are endless.


DESIGN WAVE



- Clear wave pattern provides obscurity.

PART #	SIZE
LCB-66-CW	6" x 6" x 1-1/2"
LCB-88-CW	8" x 8" x 1-1/2"
LCB-883-CW	8" x 8" x 3"
LCB-99-CW	9" x 9" x 1-1/2"


DESIGN GLACIER



- Clear pattern on one side, frosted on other side for maximum privacy.

PART #	SIZE
LCB-66-GF	6" x 6" x 1-1/2"
LCB-88-GF	8" x 8" x 1-1/2"
LCB-883-GF	8" x 8" x 3"
LCB-99-GF	9" x 9" x 1-1/2"


DESIGN HERITAGE GREEN WAVE



- Green wave pattern.
- Available in one size only.

PART #	SIZE
LCB-88-HGW	8" x 8" x 1-1/2"

COLUMN RIBBED



- Ribbed pattern.
- Cross ribbed alternating sides.


PART #	SIZE
LCB-66-CRA	6" x 6" x 1-1/2"
LCB-88-CRA	8" x 8" x 1-1/2"

ENHANCE YOUR KITCHEN WITH A UNIQUE BACKSPLASH!



- Sheet size: 18-1/2" x 48-1/2"
- Use tin snips to trim panel to fit your measurements
- Available in 7 patterns shown below
- Easy to clean


(SSBS-210 shown)




SSBS-200 (6" Multiple Plate)



SSBS-204 (6" Multiple Plate)




SSBS-207 (6" Multiple Plate)




SSBS-208 (6" Multiple Plate)



SSBS-209 (6" Multiple Plate)



SSBS-210 (6" Multiple Plate)



SSBS-234 (3" Multiple Plate)


❖ *It is highly recommended that gloves are used for installation.* ❖

For more Backsplash products, see pages 563-575.

PLASTIC BACKSPLASH PANELS

**AVAILABLE IN 18" x 24" x .030 THICK PANELS
WITH AN OVERLAPPING FEATURE THAT MAKES SEAMS INVISIBLE**

- Ideal for kitchen and bath backsplashes, displays, furniture, walls and other applications that call for smaller patterns
- Ultra lightweight
- Chemical and scratch resistant.
- Panels should not be exposed to excessive heat. (Never expose to heat over 140°F)
- **Class A Fire Rated**
- High impact
- Easy to install
- Matching trims and accessories
- Can be supplied with or without adhesive



**FOR MORE DETAILED
INFORMATION,
PLEASE INQUIRE**



For more Backsplash products, see pages 562, 566-575.


PLASTIC BACKSPLASH PANELS

(18" x 24" x .030 THICK PANEL) STYLE SELECTION

^ **CELESTIAL**
PBS1824-CEL-*




^ **MOJAVE**
PBS1824-MOJ-*



SAN DIEGO
PBS1824-SD-*



^ **RAINBOW**
PBS1824-RB-*




SAVANNAH
PBS1824-SAV-*



HAMMERED
PBS1824-HAM-*



CHARLESTON
PBS1824-CHA-*



MINI QUADRO
PBS1824-MQUA-*




FLEUR
PBS1824-FL-*




RIB 1
PBS1824-RIB1-*



MINI QUILTED
PBS1824-MQUI-*



METRO
PBS1824-MET-*




CORE FINISHES

Please Inquire for additional style selections.




White Paintable
(WH)



**Muted Gold
(MG)



Oil Rubbed
Bronze (ORB)



**Smoked Pewter
(SP)



**Crosshatch
Silver (CS)




**Bermuda Bronze
(BB)


Core finishes available to ship normally within 3-5 business days.

NOTE: All other finishes may have a minimum order requirement and extended lead time. Please inquire.

ALL OTHER FINISHES



**Travertine
(TRA)



**Brushed
Nickel (BN)



**Antique Bronze
(ANTB)



**Galvanized
(GAL)



**Bronze Fantasy
(BF)

Argent finishes have color throughout so scratches are less visible. They are perfect for walls in high traffic areas.

**Now available Tuffcote™ on selected finishes. A revolutionary protection shield that offers superior durability and scratch resistance.


HOW TO ORDER:
Use Part # above plus finish code (ex: PBS1824-SAV-CS)



Mirror Gold
(MIRG)




Brushed
Aluminum (BA)




Brushed
Copper (BC)



Argent Silver
(AS)




Argent Gold
(AG)




Argent Copper
(AC)




Argent Bronze
(AB)




**Copper Fantasy
(CF)



**Moonstone
Copper (MC)



**Cracked
Copper (CC)



Mirror
(M)

For more
Backsplash products,
see pages 562, 566-575.

For the finishing touch add these great optional trim options:

OUTLET COVERS

6" x 12" pcs. of foil to custom cover your existing outlet covers to match your new backsplash.

OC-612-*

This is a peel and stick decorative laminate to be applied to your existing switch and outlet covers. One (1) package contains two (2) sheets that are 6" x 12" in the finish of your choice.



OUTSIDE CORNER TRIM (48") long pc.



#OCT-48-*



INSIDE CORNER TRIM (18") long pc.



#ICT-18-*



EDGE J-TRIM (18") long pc.



#EJT-18-*



UNIVERSAL CONNECTOR 48" long

48" long

#UCTS-48-*



For all finishes, please see page 564

HOW TO ORDER:
Use Part # above plus finish code (ex: EJT-18-CS)



2. GLUE, TAPE OR PEEL & STICK



1. CUT

EASY TO INSTALL

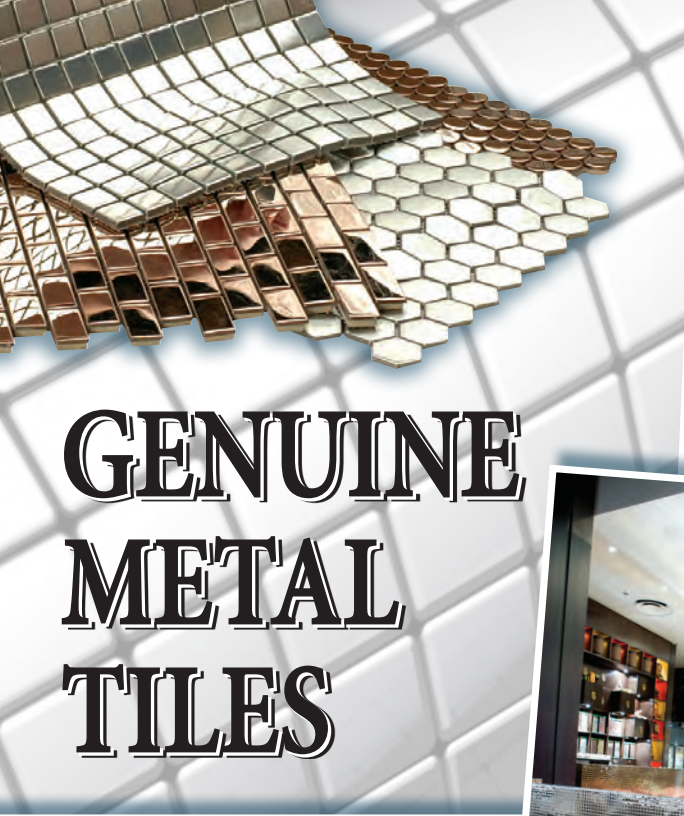
- Use our double-faced tape or a tape of your choice. For a quick time-saving installation, adhere tape to substrate first then press backsplash onto tape for stronger contact. OR . . .
- Choose a traditional tube adhesive (ex. Liquid Nails) for maximum durability. Please inquire.



3. APPLY



For more Backsplash products, see pages 562, 566-575.



GENUINE METAL TILES




METAL TILES

BRUSHED 304 STAINLESS STEEL TILES

- Available in Brushed Stainless Steel, Brushed Copper & Brushed Black.
- All sizes are nominal. • (10) tiles per box.
- Mounted onto a mesh backing. • 1/8" Grout joint.




NOT TO BE USED ON FLOORS



Genuine Metal Tiles are made with a ceramic base wrapped in a brushed 304 stainless steel overlay. They provide a unique and stylish look to any application. An attractive alternative to more traditional tiles. They can be used for backsplashes, walls, bathrooms and much more.


Small Square Pattern



Tile Size: 3/4"
Sheet Size: 12" x 12"
5/16" Thick (8mm)

PART #	FINISH
GMT1212-SMSQ-SS	Stainless Steel
GMT1212-SMSQ-COP	Copper
GMT1212-SMSQ-BK	Black


Large Square Pattern



Tile Size: 1-7/8 x 1-7/8"
Sheet Size: 12" x 12"
5/16" Thick (8mm)

PART #	FINISH
GMT1212-LGSQ-SS	Stainless Steel
GMT1212-LGSQ-COP	Copper
GMT1212-LGSQ-BK	Black

Hexagon Pattern



Tile Size: 1-3/16" x 1-3/16"
Sheet Size: 11-1/4" x 10-7/8"
5/16" Thick (8mm)

PART #	FINISH
GMT1212-HEX-SS	Stainless Steel
GMT1212-HEX-COP	Copper
GMT1212-HEX-BK	Black


METAL TILES



BRUSHED 304 STAINLESS STEEL TILES

- Available in Brushed Stainless Steel, Brushed Copper & Brushed Black.
- All sizes are nominal. • (10) tiles per box.
- Mounted onto a mesh backing. • 1/8" Grout joint.


NOT TO BE USED ON FLOORS



Pebble Pattern

Tile Size: Random shapes from 1/2" to 1-1/2"
 Sheet Size: 12" x 12"
 5/16" Thick (8mm)


PART #	FINISH
GMT1212-PEB-SS	Stainless Steel
GMT1212-PEB-COP	Copper
GMT1212-PEB-BK	Black



Small Brick Pattern

Tile Size: 3/4" x 1-1/2"
 Sheet Size: 11-3/8" x 11-13/16"
 5/16" Thick (8mm)

PART #	FINISH
GMT1212-SMBRK-SS	Stainless Steel
GMT1212-SMBRK-COP	Copper
GMT1212-SMBRK-BK	Black



Round Pattern

Tile Size: .7/8"
 Sheet Size: 12-1/2" x 11-1/2"
 5/16" Thick (8mm)

PART #	FINISH
GMT1212-CIR-SS	Stainless Steel
GMT1212-CIR-COP	Copper
GMT1212-CIR-BK	Black



Large Brick Pattern

Tile Size: 2-1/2" x 3/4"
 Sheet Size: 10-3/8" x 10-3/8"
 5/16" Thick (8mm)

PART #	FINISH
GMT1212-LGBRK-SS	Stainless Steel
GMT1212-LGBRK-COP	Copper
GMT1212-LGBRK-BK	Black

NOTE: Due to fading, discoloration & paper aging, the colors on this page may vary from the actual colors. Please request samples before placing your order for color accuracy.



Interlocking Stone Tiles

GENUINE
STONE
TILES



INTERLOCKING STONE TILES

- Available in various Styles and Colors.
 - (10) tiles per box for Laying Tiles
 - (12) tiles per box for Stacking Stones.



For more Backsplash products, see pages 562-568.



100% Natural pebbles and stones are sorted for color, size and thickness to create a uniform color and level surface. They are hand placed onto an interlocking mesh backer for seamless installation. These tiles are ADA compliant and ideal for any interior or exterior applications.


Flat Laying Stone Tiles



Sahara Sand
before grouting...

Available in the Following Colors:

- Quartz
- Lava Rock
- Sahara Sand
- Ice Breaker



...Sahara Sand
after grouting and using a protective sealant.

Round Laying Stone Tiles




Available in the Following Colors:

- Latte
- Cloud White
- Earth Tones
- Green Meadows
- Onyx
- Gemstones



Latte
Before Grouting...



...Latte
after grouting and using a protective sealant.

Flat Stacked Stone Tiles



Available in the Following Colors:

- Quartz
- Lava Rock
- Sahara Sand
- Ice Breaker

Round Stacked Stone Tiles

#GST412-RL-ONYX
(Onyx) tile Shown below



Available in the Following Colors:

- Earth Tones
- Cloud White
- Latte
- Green Meadow
- Gemstones
- Onyx

Marble Stone Tiles



Available in the Following Colors:

- Wheat
- Feather Grey
- Natural Linen

STONE TILES

4-SIDED INTERLOCKING STONE TILES



Flat Laying Stone 12" x 12" Tiles on mesh backer. (*10 Tiles per box*)




Full Size Samples Available



ALSO AVAILABLE:
Matching 4" x 12" Flat Stacked Tiles. See page 573

- Handmade: Created from tumbled marble & lava stone.



Suitable for horizontal & vertical applications.

Quartz



Sample: **GST1212-FL-QUA-S**
GST1212-FL-QUA
12" x 12" Interlocking
Stone Size: 1" - 1-1/2"
Thickness: 3/8"

...**GST1212-FL-QUA**
after grouting and using
a protective sealant.

Lava Rock



Sample: **GST1212-FL-LR-S**
GST1212-FL-LR
12" x 12" Interlocking
Stone Size: 1" - 1-1/2"
Thickness: 3/8"

...**GST1212-FL-LR**
after grouting and using
a protective sealant.

Sahara Sand



Sample: **GST1212-FL-SS-S**
GST1212-FL-SS
12" x 12" Interlocking
Stone Size: 1" - 1-1/2"
Thickness: 3/8"

...**GST1212-FL-SS**
after grouting and using
a protective sealant.

Ice Breaker



Sample: **GST1212-FL-IB-S**
GST1212-FL-IB
12" x 12" Interlocking
Stone Size: 1" - 1-1/2"
Thickness: 3/8"

...**GST1212-FL-IB**
after grouting and using
a protective sealant.

For more Backsplash products, see pages 562-568.


NOTE: Due to fading, discoloration & paper aging, the colors on this page may vary from the actual colors. Please request samples before placing your order for color accuracy.

4-SIDED INTERLOCKING STONE TILES

Flat Laying Stone 12" x 12" Tiles on mesh backer. (10 Tiles per box)

- Handmade: Created from exotic pebbles.


Suitable for horizontal & vertical applications.



ALSO AVAILABLE:
Matching 4" x 12" Round Stacked Tiles,
See page 574



Full Size Samples Available



Mauve Tones



See page 575 For Mauve tile shown grouted

Sample: **GST1212-RL-MT-S**

GST1212-RL-MT

12" x 12" Interlocking

Stone Size: 1/2" - 2-1/2"

Thickness: 1/2"

Earth Tones




Sample: **GST1212-RL-ET-S**

GST1212-RL-ET

12" x 12" Interlocking

Stone Size: 1/2" - 1"

Thickness: 1/2"



...**GST1212-RL-ET**
after grouting and using
a protective sealant.

Cloud White



See page 575 For Cloud White tile shown grouted

Sample: **GST1212-RL-CW-S**

GST1212-RL-CW

12" x 12" Interlocking

Stone Size: 1/2" - 1"

Thickness: 1/2"

Latte



See page 570 For Latte tile shown grouted

Sample: **GST1212-RL-LAT-S**

GST1212-RL-LAT

12" x 12" Interlocking

Stone Size: 3/4" - 1-1/2"

Thickness: 1/2"

Green Meadow




Sample: **GST1212-RL-GM-S**

GST1212-RL-GM

12" x 12" Interlocking

Stone Size: 1/2" - 2-1/2"

Thickness: 1/2"



...**GST1212-RL-GM**
after grouting and using
a protective sealant.

Gemstones (Polished)



See page 575 For Gemstones tile shown grouted

Sample: **GST1212-RL-GS-S**

GST1212-RL-GS

12" x 12" Interlocking

Stone Size: 1/2" - 1"

Thickness: 1/2"

Onyx (Polished)



See page 575 For Onyx tile shown grouted

Sample: **GST1212-RL-ONY-S**

GST1212-RL-ONY

12" x 12" Interlocking

Stone Size: 3/4" - 1-1/2"

Thickness: 3/4"


For more Backsplash products,
see pages 562-568.

NOTE: Due to fading, discoloration & paper aging, the colors on this page may vary from the actual colors. Please request samples before placing your order for color accuracy.

2-SIDED INTERLOCKING STONE TILES



Flat Stacked Stone 4" x 12" Tiles on mesh backer (12 Tiles per box)



- Handmade: Created from tumbled marble & exotic pebbles.
- Add a unique flair to entryways, outdoor landscaping, and fountain facades with our easily installed stone tiles.

Suitable for vertical applications only.

Full Size Samples Available



Quartz



Sample: **GST412-FS-QUA-S**
GST412-FS-QUA
 4" x 12" Interlocking
 Stone Size: 3/4"-1"
 Thickness: 3/4"-1"

Lava Rock



Sample: **GST412-FS-LR-S**
GST412-FS-LR
 4" x 12" Interlocking
 Stone Size: 1"-2"
 Thickness: 1"-1-3/4"

Sahara Sand



Sample: **GST412-FS-SS-S**
GST412-FS-SS
 4" x 12" Interlocking
 Stone Size: 3/4"-1"
 Thickness: 3/4"-1"

Ice Breaker



Sample: **GST412-FS-IB-S**
GST412-FS-IB
 4" x 12" Interlocking
 Stone Size: 3/4"-1"
 Thickness: 3/4"-1"



For more Backsplash products, see pages 562-568.

NOTE: Due to fading, discoloration & paper aging, the colors on this page may vary from the actual colors. Please request samples before placing your order for color accuracy.

2-SIDED INTERLOCKING STONE TILES



Round Stacked Stone 4" x 12" Tiles on mesh backer (12 Tiles per box)



- Handmade: Created from tumbled marble & exotic pebbles.
- Make ordinary bar fronts, shower walls, and kitchen backsplashes extraordinary with our innovative stone tiles.

Suitable for vertical applications only.

Mauve Tones



Sample: **GST412-RS-MT-S**
GST412-RS-MT
 4" x 12" Interlocking
 Stone Size: 1/2"-1"
 Thickness: 1"

Earth Tones



Sample: **GST412-RS-ET-S**
GST412-RS-ET
 4" x 12" Interlocking
 Stone Size: 1/2"-1"
 Thickness: 3/4"-1"

Cloud White



Sample: **GST412-RS-CW-S**
GST412-RS-CW
 4" x 12" Interlocking
 Stone Size: 1/2"-1"
 Thickness: 3/4"-1"

Latte



Sample: **GST412-RS-LAT-S**
GST412-RS-LAT
 4" x 12" Interlocking
 Stone Size: 1/2"-1"
 Thickness: 3/4"-1"

Green Meadow



Sample: **GST412-RS-GM-S**
GST412-RS-GM
 4" x 12" Interlocking
 Stone Size: 1/2"-1"
 Thickness: 3/4"-1"

Gemstones (Polished)



Sample: **GST412-RS-GS-S**
GST412-RS-GS
 4" x 12" Interlocking
 Stone Size: 3/4"-1"
 Thickness: 3/4"-1"

Onyx (Polished)



Sample: **GST412-RS-ONY-S**
GST412-RS-ONY
 4" x 12" Interlocking
 Stone Size: 3/4"-1"
 Thickness: 3/4"-1"



For more Backsplash products, see pages 562-568.

NOTE: Due to fading, discoloration & paper aging, the colors on this page may vary from the actual colors. Please request samples before placing your order for color accuracy.

2-SIDED INTERLOCKING STONE TILES



Flat Laying Marble Stone 12" x 12" Tiles on mesh backer (10 Tiles per box)



Full Size Samples Available

- Handmade: Created from tumbled marble then polished for smoothness.
- These Beautiful tiles can be used to create one of a kind fireplaces, entryways, and walkways.

Wheat



Sample: **GST1212-FM-WHE-S**
GST1212-FM-WHE
 12" x 12" Interlocking
 Stone Size: 1-1/2"-3-1/2"
 Thickness: 1/4"

Feather Grey



Sample: **GST1212-FM-FG-S**
GST1212-FM-FG
 12" x 12" Interlocking
 Stone Size: 1-1/2"-3-1/2"
 Thickness: 1/4"

Natural Linen



Sample: **GST1212-FM-NL-S**
GST1212-FM-NL
 12" x 12" Interlocking
 Stone Size: 1-1/2"-3-1/2"
 Thickness: 1/4"



Flat Laying Stone Tiles

Please make note products will be supplied with full set of installation instructions.

- All tiles are perfect for both commercial & residential applications.

Flat Stacked Stone Tiles



Round Laying Stone Tiles

Mauve Tones

Gemstone

Onyx

Cloud White



Color and mosaic stone piece variations should be expected as the product is a natural stone and the mosaics are hand made by many local artisans. Color lot and size variations should be expected so we highly recommend verifying square footage and potential coverage to avoid mixing color lots. Variation within same lots is also to be expected and as such we recommend installers examine all boxes before commencing installation.

For more Backsplash products, see pages 562-568.

NOTE: Due to fading, discoloration & paper aging, the colors on this page may vary from the actual colors. Please request samples before placing your order for color accuracy.